


ioPAC 8600 Series

Rugged modular programmable controllers



Features and Benefits

- Modular CPU/power/backplane design that supports 85M/86M modules
- Tag-centric design with ready-to-run services
- Supports C/C++ and IEC 61131-3 programming languages
- Compact, lightweight design
- Supports a redundant power module with dual power inputs
- 24 to 110 V DI/O module and universal power input range module
- Complies with EN 50121-4
- Complies with all EN 50155 mandatory test items¹

Certifications



Introduction

The ioPAC 8600 Series modular programmable controllers are 100% modular, giving you the freedom to choose the power, backplane, communication, and I/O modules you need for your application. In addition, the ioPAC 8600 enhances the hardware system architecture and key features of the ioPAC 8020 and ioPAC 8500 combined, and has an Ethernet bus on the backplane to support Ethernet switch modules.

The ioPAC 8600 supports the C/C++ and IEC 61131-3 programming languages and ready-to-run services, including Modbus TCP/RTU, SNMP, data logging, and email alarms to fulfill different customer requirements. With active tag and MX-AOPC UA Suite data integration software, the ioPAC 8600 Series provides a comprehensive solution for data acquisition and control applications in harsh environments.

All New High-Performance CPU30 Module


Moxa's ioPAC 8600-CPU30 module is equipped with a new 1 GHz high-performance Cortex™ A8 CPU, which shortens the cycle time significantly, and allows users to run more programs simultaneously. With the CPU30 module's 4 GB eMMC, the ioPAC 8600 can support more communication protocols for a wider range of scenarios. The CPU30 also reserves up to 1.7 GB of internal storage that gives users the freedom to develop more complex programs for specific ioPAC applications. As an added bonus, users can develop programs directly on the ioPAC.²

Tag-Centric Design and Ready-to-Run Service

Moxa's ioPAC 8600 programmable controllers use a tag-centric design with ready-to-run services. The tag-centric design helps streamline the connection between the ioPAC 8600 controller and remote I/Os, and allows you to easily manage I/O status by implementing get/set routines to read-from/write-to tag values, even if you are not particularly familiar with PLC FBDs and APIs. The ready-to-run service allows programmers to rapidly configure services (SNMP, Modbus RTU/TCP, email alarms, etc.) without writing a single line of code, reducing the development of complicated communication applications to a few mouse clicks. The ioPAC 8600's tag-centric design and ready-to-run service greatly increase an engineer's productivity.

2-Wire Ethernet Technology

Moxa's 2-wire Ethernet technology offers system integrators an attractive option for upgrading a train's IP network to a 10/100 Mbps³ Ethernet backbone with existing 2-wire cable. This innovative technology greatly reduces cable usage by providing 100 Mbps Ethernet transmission over only two wires, thereby reducing the train's weight and improving energy efficiency. The 2-wire Ethernet switch module supports Ethernet bypass functionality, ensuring that the Ethernet backbone will continue to operate even if one ioPAC unit is without power. As an added bonus, by installing two 2-wire Ethernet modules in one ioPAC unit, the network can transmit at 200 Mbps and provide a redundant architecture.



1. This product is suitable for rolling stock railway applications, as defined by the EN 50155 standard. For a more detailed statement, click here: www.moxa.com/doc/specs/EN_50155_Compliance.pdf
2. Additional customization is required.
3. When using 2-wire technology, network performance is dependent on cable quality.

Compact, Lightweight Integrated Solution

The compact ioPAC 8600 programmable controller is well-suited for smaller sized installation spaces, and its lightweight design reduces energy consumption and allows the product to withstand the wear and tear of railway applications. However, the ioPAC's small size does not limit its capabilities. The ioPAC 8600 is equipped with universal dual power inputs that support all railway power voltages. With support for both 85M and 86M modules, the ioPAC 8600 programmable controller can implement the wide variety of IO scenarios required by train applications. The ioPAC 8600 also supports a variety of communication interfaces, including Ethernet, serial, CAN, and HART.⁴ System integrators can control or monitor subsystems with the ioPAC 8600, which saves space and provides powerful functions that both fit within the system integrator's budget and overcome installation difficulties.

Specifications

Computer

CPU	32-bit Cortex-A8 1 GHz CPU
OS	Real-time Linux (PREEMPT_RT)
Clock	Real-time clock with capacitor backup

Memory

eMMC	ioPAC 8600-CPU30 Models: 4 GB (1.7 GB reserved for user) for HW Rev. 1.0.1 8 GB (5.2 GB reserved for user) for HW Rev. 1.1.0
SDRAM	512 MB DDR3(L)
SPI-NVRAM	128 KB
microSD Slot	Up to 32 GB (SD 2.0 compatible) ⁵

Control Logic

Language	C/C++ IEC 61131-3
----------	----------------------

Ethernet Interface

10/100BaseT(X) Ports (M12 D-coded 4-pin female connector)	M12 version: 2, 1 MAC address (Ethernet bypass) or 2 MAC addresses, jumper selectable
10/100BaseT(X) Ports (RJ45 connector)	RJ45 version: 2, 1 MAC address (Ethernet bypass) or 2 MAC addresses, jumper selectable
Magnetic Isolation Protection	1.5 kV (built-in)

Ethernet Software Features

Configuration Options	Windows Utility (RTUxpress)
Industrial Protocols	Modbus TCP Client (Master) Modbus TCP Server (Slave) Moxa AOPC (Active Tag) SNMPv1/v2c Trap SNMPv1/v2c/v3
Management	BOOTP IPv4 SMTP UDP TCP/IP
Security	SSH
Time Management	Sntp

4. HART only available on a project basis.

5. For units operating in extreme temperatures, industrial-grade, wide-temperature microSD cards are required.

Security Functions

Authentication	Local database
Encryption	AES-256 HMAC RSA-1024 SHA-1 SHA-256
Security Protocols	SNMPv3 SSHv2

Serial Interface

Console Port	RS-232 (TxD, RxD, GND), 3-pin (115200, n, 8, 1)
--------------	---

Modbus RTU/ASCII

Functions Supported	1, 2, 3, 4, 5, 6, 15, 16
Mode	Master, Slave

Modbus TCP

Functions Supported	1, 2, 3, 4, 5, 6, 15, 16
Mode	Master, Slave

Power Parameters

Power Connector	Spring-type Euroblock terminal Spring-type Euroblock terminal
No. of Power Inputs	2 2
Input Voltage	24 to 110 VDC 24 to 110 VDC
Power Consumption	223 mA @ 24 VDC
Galvanic Isolation	3k VDC 3k VDC

Physical Characteristics

Slots	ioPAC 8600-BM005: 5 ioPAC 8600-BM009: 9 ioPAC 8600-BM012: 12
Housing	Metal
Dimensions	ioPAC 8600-BM005: 205.65 x 133.35 x 100 mm (8.1 x 5.25 x 3.94 in) ioPAC 8600-BM009: 324.8 x 133.35 x 100 mm (12.79 x 5.25 x 3.94 in) ioPAC 8600-BM012: 436.8 x 132.2 x 100 mm (17.19 x 5.2 x 3.94 in)
Weight	ioPAC 8600-BM005: 2,560 g (5.64 lb) ioPAC 8600-BM009: 3,690 g (8.14 lb) ioPAC 8600-BM012: 4,550 g (10.03 lb) ioPAC 8600-CPU30-RJ45 Series: 148g (0.33 lb) ioPAC 8600-CPU30-M12 Series: 181g (0.40 lb) ioPAC 8600 PW10-30W:370g (0.82lb) 213 g (0.47 lb)
Installation	Wall mounting (with optional kit)
Wiring	Power cable, 14 to 28 AWG Power cable, 14 to 28 AWG

Environmental Limits

Operating Temperature	-40 to 75°C (-40 to 167°F)
Storage Temperature (package included)	-40 to 85°C (-40 to 185°F)
Ambient Relative Humidity	5 to 95% (non-condensing)
Altitude	2000 m ⁶

Standards and Certifications

EMC	EN 55032/35 EN 61000-6-2/-6-4
EMI	CISPR 32, FCC Part 15B Class A
EMS	IEC 61000-4-2 ESD: Contact: 6 kV; Air: 8 kV IEC 61000-4-3 RS: 5100 MHz to 6000 MHz: 3 V/m IEC 61000-4-4 EFT: Power: 1 kV; Signal: 0.5 kV IEC 61000-4-5 Surge: Power: 2 kV; Signal: 1 kV IEC 61000-4-6 CS: 10 V IEC 61000-4-8 PFMF
Railway	EN 50121-4 EN 50155
Safety	UL 508
Shock	IEC 60068-2-27
Vibration	IEC 60068-2-6

MTBF

Time	ioPAC 8600-CPU30 models (HW Rev 1.0.1): 1,358,656 hrs ioPAC 8600-CPU30 models (HW Rev 1.1.0): 1,273,872 hrs ioPAC 8600-PW10-30W-T: 1,341,777 hrs ioPAC 8600-BM005-T: 2,678,587 hrs ioPAC 8600-BM009-T: 1,350,621 hrs ioPAC 8600-BM012-T: 1,238,479 hrs
Standards	Telcordia Standard SR-332

Warranty

Warranty Period	5 years
Details	See www.moxa.com/warranty

Package Contents

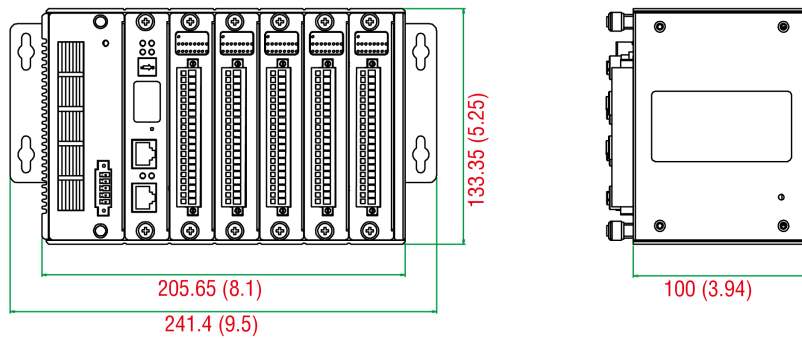
Device	1 x ioPAC 8600 Series modular controller
Cable	C++ version: 1 x 4-pin header to DB9 console port
Documentation	1 x warranty card
Note	This product requires additional modules (sold separately) to function.

6. Please contact Moxa if you require products guaranteed to function properly at higher altitudes.

Dimensions

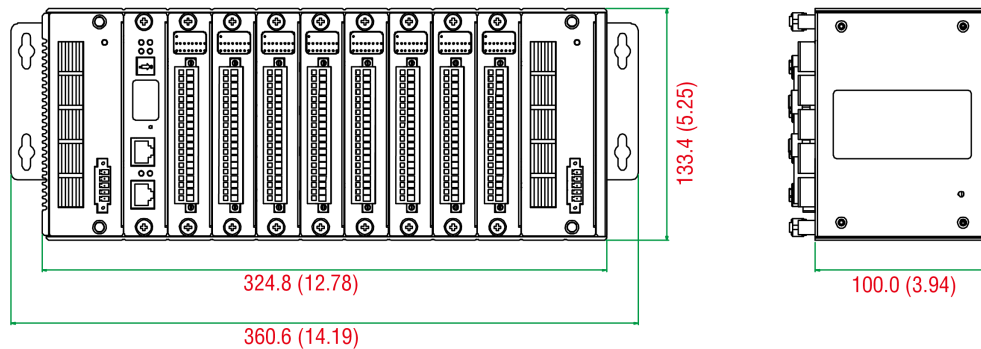
5-Slot ioPAC 8600

Unit: mm (inch)



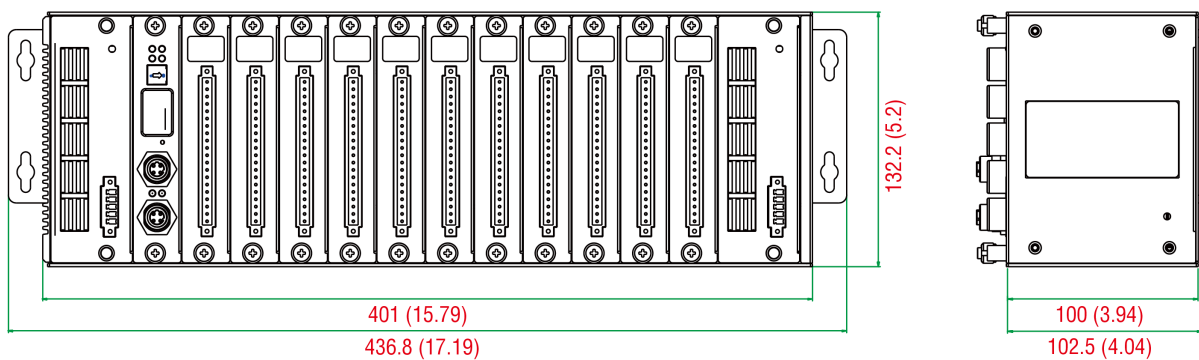
9-Slot ioPAC 8600

Unit: mm (inch)



12-Slot ioPAC 8600

Unit: mm (inch)



Ordering Information

Model Name	CPU	OS	LAN	Control Logic Languages	Dual-Power Input	Slots
ioPAC 8600-CPU30-M12-C-T	32-bit Cortex-A8 1 GHz	Real-time Linux (PREEMPT_RT)	2 x M12	C/C++	-	-
ioPAC 8600-CPU30-RJ45-C-T	32-bit Cortex-A8 1 GHz	Real-time Linux (PREEMPT_RT)	2 x RJ45	C/C++	-	-
ioPAC 8600-CPU30-M12-IEC-T	32-bit Cortex-A8 1 GHz	Real-time Linux (PREEMPT_RT)	2 x M12	IEC 61131-3	-	-

Model Name	CPU	OS	LAN	Control Logic Languages	Dual-Power Input	Slots
ioPAC 8600-CPU30-RJ45-IEC-T	32-bit Cortex-A8 1 GHz	Real-time Linux (PREEMPT_RT)	2 x RJ45	IEC 61131-3	–	–
ioPAC 8600-PW10-30W-T	–	–	–	–	24-110 VDC, 30 W	–
ioPAC 8600-BM005-T	–	–	–	–	–	5
ioPAC 8600-BM009-T	–	–	–	–	–	9
ioPAC 8600-BM012-T	–	–	–	–	–	12

Accessories (sold separately)

I/O Modules

85M-1602-T	Module for the ioPAC 8500/8600 Series, 16 DIs, 24 VDC sink/source, -40 to 75°C operating temperature
85M-2600-T	Module for the ioPAC 8500/8600 Series, 16 DOs, 24 VDC sink, -40 to 75°C operating temperature
85M-3800-T	Module for the ioPAC 8500/8600 Series, 8 AIs, 4 to 20 mA, -40 to 75°C operating temperature
85M-3801-T	Module for the ioPAC 8500/8600 Series, 8 AIs, 4 to 20 mA, 40 kHz, -40 to 75°C operating temperature
85M-3810-T	Module for the ioPAC 8500/8600 Series, 8 AIs, 0 to 10 V, -40 to 75°C operating temperature
85M-3811-T	Module for the ioPAC 8500/8600 Series, 8 AIs, 0 to 10 V, 40 kHz, -40 to 75°C operating temperature
85M-5401-T	Module for the ioPAC 8500/8600 Series, 4-port serial, DB44 connectors, -40 to 75°C operating temperature
85M-6600-T	Module for the ioPAC 8500/8600 Series, 6 RTDs, -40 to 75°C operating temperature
85M-6810-T	Module for the ioPAC 8500/8600 Series, 8 TCs, -40 to 75°C operating temperature
86M-1620D-T	Module for the ioPAC 8600 Series, 16 DIs, 24 to 110 VDC, sink, channel LED, -40 to 75°C operating temperature
86M-1832D-T	Module for the ioPAC 8600 Series, 8 DIs, 24 VDC, sink/source, ch-to-ch isolation, channel LED, -40 to 75°C operating temperature
86M-2604D-T	Module for the ioPAC 8600 Series, 6 Relays, form A (N.O.), channel LED, -40 to 75°C operating temperature
86M-2821D-T	Module for the ioPAC 8600 Series, 8 DOs, 24 to 110 VDC, source, channel LED, -40 to 75°C operating temperature
86M-2830D-T	Module for the ioPAC 8600 Series, 8 DOs, 24 VDC, sink, ch-to-ch isolation, channel LED, -40 to 75°C operating temperature
86M-4420-T	Module for the ioPAC 8600 Series, 4 AOs, 0 to 10 V, -10 to 10 V, 0 to 20 mA, or 4 to 20 mA, -40 to 75°C operating temperature
86M-5212U-T	Module for the ioPAC 8600 Series, 2-port 2-wire Ethernet switch, -40 to 75°C operating temperature
86M-5250-T	Module for the ioPAC 8600 Series, 2 CAN ports, -40 to 75°C operating temperature

Brackets

85M-BKTES	Empty slot cover (3 pieces per package)
-----------	---

Software

MX-AOPC UA Server	OPC UA Server software for converting fieldbus to the OPC UA standard
-------------------	---

Cables

CBL-RJ458P-100	8-pin RJ45 CAT5 Ethernet cable, 1 m Applicable Models: ioPAC 8600-CPU30-RJ45-C-T ioPAC 8600-CPU30-RJ45-IEC-T
CBL-M12D(MM4P)/RJ45-100 IP67	M12-to-RJ45 cable, IP67-rated, 1 m Applicable Models:

ioPAC 8600-CPU30-M12-C-T
ioPAC 8600-CPU30-M12-IEC-T

Wall-Mounting Kits

WK-75

Wall-mounting kit, 2 plates, 8 screws, 75 x 90 x 2.5 mm

© Moxa Inc. All rights reserved. Updated Mar 18, 2025.

This document and any portion thereof may not be reproduced or used in any manner whatsoever without the express written permission of Moxa Inc. Product specifications subject to change without notice. Visit our website for the most up-to-date product information.