

ioPAC 6500 Series (65M) I/O Modules

I/O modules for modular programmable IIN controllers



Features and Benefits

- Supports multiple IT/OT protocols for seamless communication between SCADA, Plant Information System, and cloud applications
- Tool-free hardware installation and hot-swappable design, maximizing operation efficiency
- Fully modular design for maximum deployment flexibility
- Turbo Ring, Turbo Chain, and RSTP/STP for network redundancy
- IINxpress IDE utility combines IEC 61131-3 programming, configuration, and protocol services to streamline workflow and reduce programming efforts
- Developed according to IEC 62443-4-2 SL2 standards to ensure a secure foundation for critical applications

Certifications



Introduction

The ioPAC 6500 Series is a new generation of Linux-based controllers featuring a built-in Layer-2 managed switch. Equipped with an Arm Cortex-A53 quad-core CPU, the ioPAC 6500 Series delivers robust performance.

6C Competencies


The ioPAC 6500 Series delivers the following competencies to your projects:

- **Control:** Precision control of your equipment
- **Communication:** Protocol support to connect to other devices and systems
- **Computing:** Applications for computing and data processing
- **Connectivity:** Versatile set of media interface supported by the ioPAC 6500 Series
- **Cloud:** Cloud connectivity and cloud edge computing
- **Cybersecurity:** Security features to protect the devices and data



Fully Modular Design

The ioPAC 6500 Series features a unique Lego-like mechanical design that allows for flexible deployment while minimizing installation efforts. The series can be divided into the components: Backplane modules, power modules, communication modules, CPU modules, I/O modules, and terminal-block modules.



IEC 61131-3 Automation Programming

IoPAC 6500 Series features IEC 61131-3 automation programming for flexibility in automation design and consistency in syntax and semantics, promoting interoperability between systems, thereby reducing development complexity in automation projects. Five languages are available: LD, FBD, SFC, IL, and ST, allowing automation professionals to choose the programming language that best suits their needs.

Specifications

Input/Output Interface

Digital Input Channels	65M-1900-CT-T: 32
Digital Output Channels	65M-2901-CT-T: 32
Analog Input Channels	65M-3600-CT-T: 16 (current) 65M-3610-CT-T: 16 (voltage)
Analog Output Channels	65M-4820-CT-T: 8
Isolation	65M-3600-CT-T/65M-3610-CT-T/65M-4820-CT-T: System: 3k VDC Signal: 1k VDC (between group for 1 min) All other models: System: 3k VDC Signal: 3k VDC

Digital Inputs

I/O Type	Sink (Internal/external sensor supply for dry contact)
I/O Mode	DI or event counter (channels 1 to 8, group configurable by software)
Input Voltage	On: 11 to 30 VDC Off: 0 to 5 VDC
Input Current (voltage on)	2.35 mA ± 20% per channel
Counter Frequency	Square wave: 0 to 10 kHz
Digital Filtering Time Interval	Software configurable
Diagnostics	Input Wire-break Detection (current: 50 µA max., delay: 20 ms) Internal Field Circuit Supply Detection (17.5 VDC, 16 to 19 VDC)

Digital Outputs

I/O Type	Source
I/O Mode	DO or pulse output (channel 1 to 8, group configurable by software)
Pulse Duration	500 μ s
Protection	Output Short-circuit Protection Common Power Input Over-voltage Protection Inductive Load Shutdown Voltage Protection
Diagnostics	Wire Break Detection (on state, output current < 3 mA) Wire Break Detection (off state, output load impedance > 58 kilo-ohms) Output Short-Circuit Detection (output current > 0.87 A, range: 0.64 to 1.2 A) External Power Detection (17.5 VDC, 16 to 19 VDC) Failsafe Configuration (hold last/failsafe state)

Analog Inputs

I/O Mode	65M-3600-CT-T: Current 65M-3610-CT-T: Voltage
I/O Type	Differential
Input Range	65M-3600-CT-T: 0 to 20 mA 4 to 20 mA 65M-3610-CT-T: 0 to 10 V 1 to 5 V
Overload Permitted on Inputs	65M-3600-CT-T: \pm 30 mA 65M-3610-CT-T: \pm 12 V
Measurement Resolution	65M-3600-CT-T: 2 μ A (0 to 20 mA) 1.6 μ A (4 to 20 mA) 65M-3610-CT-T: 1 mV (0 to 10 V) 0.4 mV (1 to 5 V)
Accuracy	\pm 0.1% FSR @ 25°C \pm 0.3% FSR @ -40 to 75°C
Conversion Time	100 ms
Rejection Ratio	Normal mode: > 60 dB @ 60 Hz (min.), conversion time: 100 ms Common mode: > 90 dB @ 60 Hz (min.), conversion time: 100 ms
Input Impedance	65M-3600-CT-T: 250 ohms 65M-3610-CT-T: 1 mega-ohms
Diagnostics	65M-3800-3810-CT-T: Input Underflow/Overflow Detection 65M-3600-CT-T: Internal Loop Power Detection (17.5 VDA, 16 to 19 VDC) Input Short-circuit Detection 65M-3600-CT-T (in 4 to 20 mA mode): Input Wire-break Detection (delay: 0.8 s) 65M-3610-CT-T: Input Wire-break Detection (delay:1.6 s max)

Analog Outputs

I/O Mode	Voltage/Current
Output Range	0 to 10 V 1 to 5 V 0 to 20 mA 4 to 20 mA

Converter Resolution	16-bit
Accuracy	±0.1% FSR @ 25°C ±0.3% FSR @ -40 to 75°C
Output Refresh Time	16 ms
Output Impedance	Voltage mode: 1 kilo-ohms (min.) Current mode: 750 ohms (max.)
Diagnostics	Output Short-circuit Detection (voltage) Failsafe Configuration (hold last/failsafe state) Output Wire-break Detection (current)

Terminal Blocks

Connector	Screw-fastened terminal block
ID	65M-TB-1900-CT-T: D1 65M-TB-2901-CT-T: D2 65M-TB-3600-CT-T: A1 65M-TB-3610-CT-T: A2 65M-TB-4820-CT-T: A5
Dimensions	42.3 x 102.38 x 80.8 mm (1.67 x 4.03 x 3.18 in)
Weight	164 g (0.36 lb)

Power Consumption

System Power	65M-1900-CT-T: 0.019 A @ 24 VDC (without internal field circuit supply) 0.115 A @ 24 VDC (32-channel dry contact with internal field circuit supply) 65M-2901-CT-T: 0.005 A @ 24 VDC 65M-3600-CT-T: 0.053 A @ 24 VDC (without internal loop power) 0.466 A @ 24 VDC (16-channel 20 mA current input with internal loop power) 65M-3610-CT-T: 0.038 A @ 24 VDC 65M-4820-CT-T: 0.022 A @ 24 VDC (without external load) 0.266 A @ 24 VDC (4 channels with 20 mA current output)
Field Power	65M-1900-CT-T/65M-2901-CT-T: 0.068 A @ 12 VDC 65M-3610-CT-T/65M-4820-CT-T: 0.069 A @ 12 VDC 65M-3600-CT-T: 0.073 A @ 12 VDC

Physical Characteristics

Housing	Plastic
Dimensions	42 x 116 x 130 mm (1.65 x 4.57 x 5.12 in)
Weight	65M-1900-CT-T: 253 g (0.56 lb) 65M-2901-CT-T: 254 g (0.56 lb) 65M-3600-CT-T: 267 g (0.59 lb) 65M-3610-CT-T: 250 g (0.55 lb) 65M-4820-CT-T: 257 g (0.57 lb)

Environmental Limits

Operating Temperature	-40 to 75°C (-40 to 167°F) Note: Proper airflow is required in an environment with temperature > 65°C.
Storage Temperature (package included)	-40 to 85°C (-40 to 185°F)

Ambient Relative Humidity	5 to 95% (non-condensing)
Altitude	Up to 2000 meters ¹

Standards and Certifications

EMC	EN 55032/35 EN 61000-6-2/-6-4
EMI	CISPR 32, FCC Part 15B Class A
EMS	IEC 61000-4-2 ESD: Contact: 4 kV; Air: 8 kV IEC 61000-4-3 RS: 80 MHz to 1 GHz: 10 V/m IEC 61000-4-4 EFT: Power: (DC) 1 kV; Signal: 1 kV IEC 61000-4-5 Surge: Power: (DC) 0.5 kV L-N, 1 kV L/N-PE; Signal: 1 kV; IO: 0.5 kV IEC 61000-4-6 CS: Power: (DC) 10 Vrms; Signal: 10 Vrms IEC 61000-4-8 PFMF: 30 A/m
Safety	UL 61010-1 UL 61010-2-201
Shock	IEC 60068-2-27 Half sine wave; acceleration: 15 g; time: 11 ms
Vibration	IEC 60068-2-6 DIN-rail mounted: 7 mm peak-peak (p-p) (2 to 8.42 Hz), 1 g (8.42 to 150 Hz) Rack mounted (with optional kit): 7 mm peak-peak (p-p) (2 to 8.42 Hz), 0.5 g (8.42 to 150 Hz)

MTBF

Time	65M-1900-CT-T: 2,057,118 hrs 65M-2901-CT-T: 2,007,795 hrs 65M-3600-CT-T: 1,686,798 hrs 65M-3610-CT-T: 1,885,953 hrs 65M-4820-CT-T: 1,874,152 hrs
Standards	Telcordia Standard SR-332

Warranty

Warranty Period	5 years
Details	See www.moxa.com/warranty

Package Contents

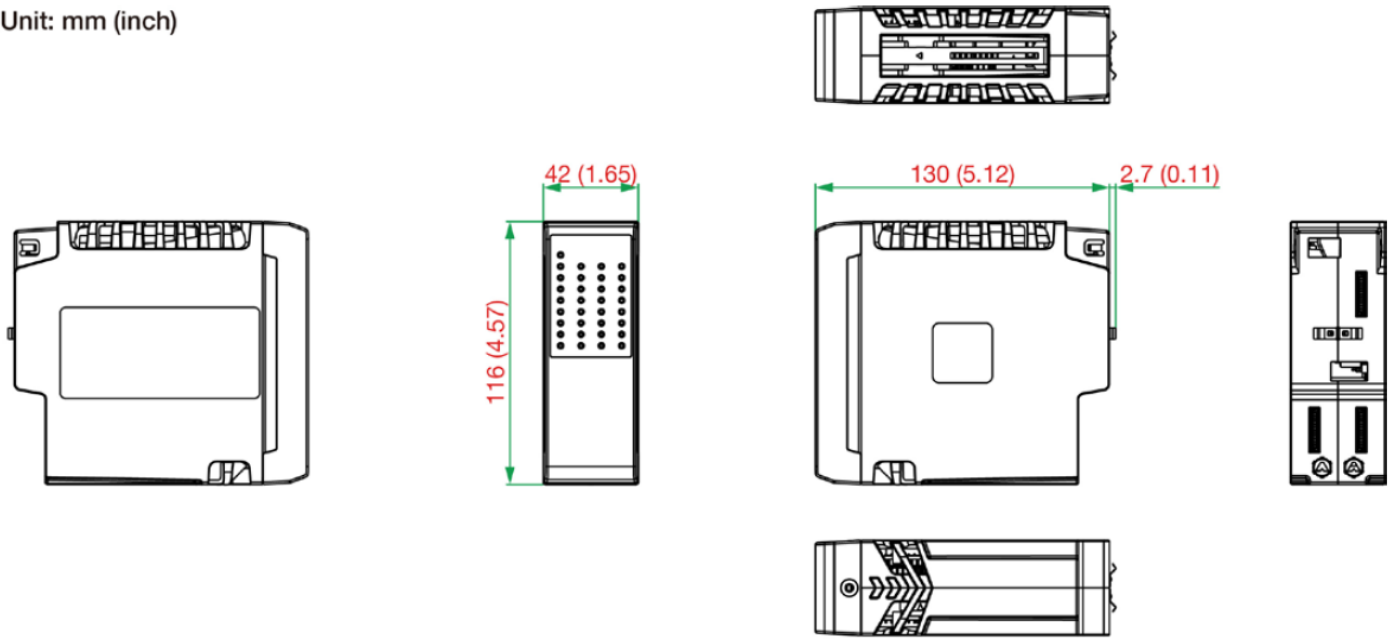
Device	1 x ioPAC 6500 Series (65M) I/O Module
Documentation	1 x quick installation guide 1 x warranty card

1. Please contact Moxa if you require products guaranteed to function properly at higher altitudes.

Dimensions

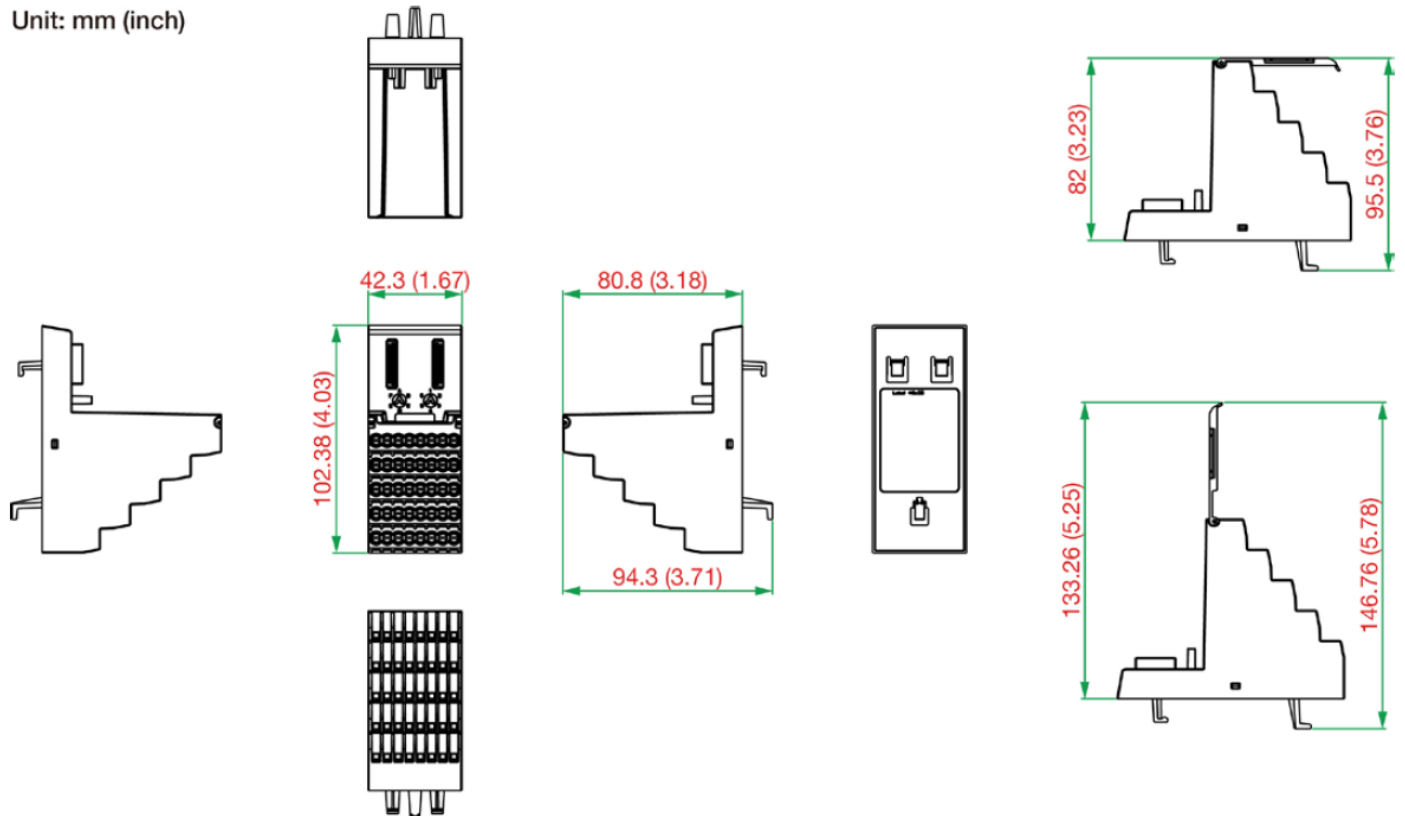
65M-1XXX/2XXX/3XXX/4XXX Models

Unit: mm (inch)



65M-TB Models

Unit: mm (inch)



Ordering Information

Model Name	No. of I/O Interfaces	Digital Inputs/Outputs	Analog Inputs/Outputs	Operating Temperature
65M-1900-CT-T	DIs x 32	24 VDC	-	-40 to 75°C
65M-2901-CT-T	DOs x 32	24 VDC	-	-40 to 75°C

Model Name	No. of I/O Interfaces	Digital Inputs/Outputs	Analog Inputs/Outputs	Operating Temperature
65M-3600-CT-T	Als x 16	–	0 to 20 mA 4 to 20 mA	-40 to 75°C
65M-3610-CT-T	Als x 16	–	0 to 10 V 1 to 5 V	-40 to 75°C
65M-4820-CT-T	AOs x 8	–	0 to 10 V 1 to 5 V 0 to 20 mA 4 to 20 mA	-40 to 75°C

© Moxa Inc. All rights reserved. Updated Feb 06, 2025.

This document and any portion thereof may not be reproduced or used in any manner whatsoever without the express written permission of Moxa Inc. Product specifications subject to change without notice. Visit our website for the most up-to-date product information.