

RK-4U

Quick Installation Guide

Version 2.1, March 2021

Technical Support Contact Information
www.moxa.com/support



© 2021 Moxa Inc. All rights reserved.

P/N: 1802000000022



Introduction

RK-4U, a 4U-high rackmount kit, is specially designed for installing MOXA's product onto a 19"-rack. It can be used to mount MOXA's products onto the din rail attached on the panel or onto the panel directly in the way like wall mounting. The robust frame makes the panel and products firmly fixed inside a 19"-rack cabinet.



ATTENTION

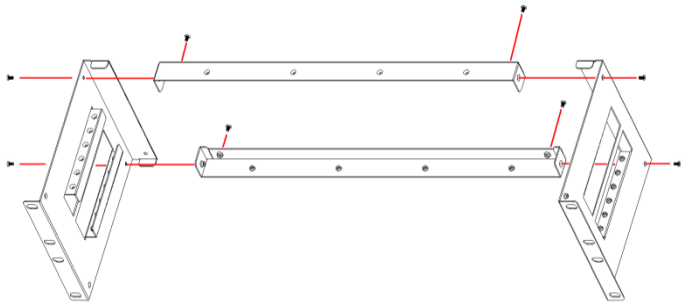
RK-4U is designed as an auxiliary tool for installing Din-rail mounting or wall mounting devices in 19"-rack cabinet. For more critical condition of vibration, shock or impact, an additional fixture, such as a tray or auxiliary rack, may be needed to enhance the installation. You can contact your rack cabinet maker for more information about those enhancement kits.

Package List

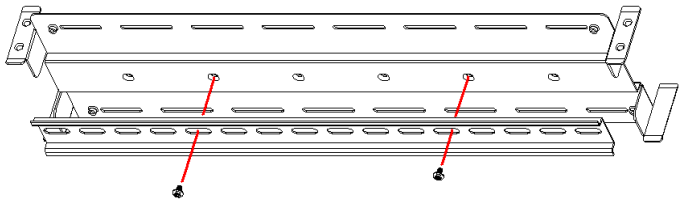
- A set of frame parts in a paper box, including one din rail, one panel, two bars, and two side plates
- A bag of screws
- Quick installation guide (printed)

Assembly of RK-4U

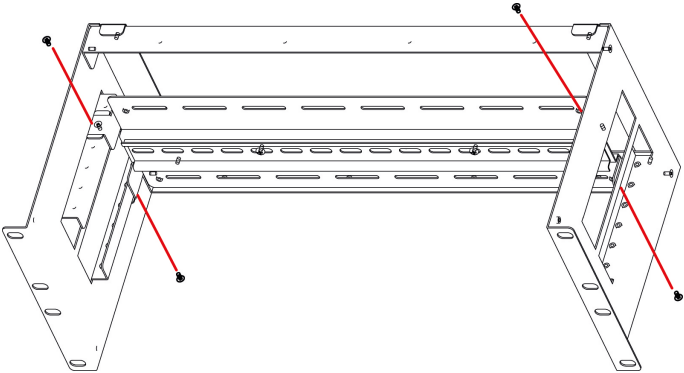
Step 1: Assemble the frame by screwing two bar and two side plates.



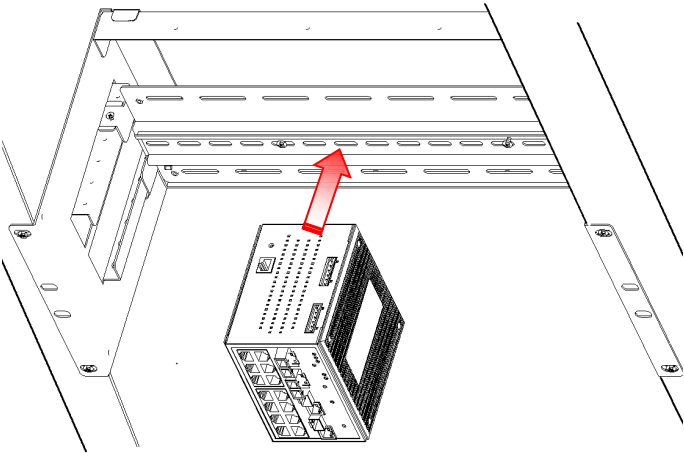
Step 2: Fix din rail one to the panel.



Step 3: Determine the depth by adjusting the position of panel and then fix it with 4 screws.



Step 4: Attach RK-4U into a 19"-rack cabinet and then mount the device onto RK-4U.

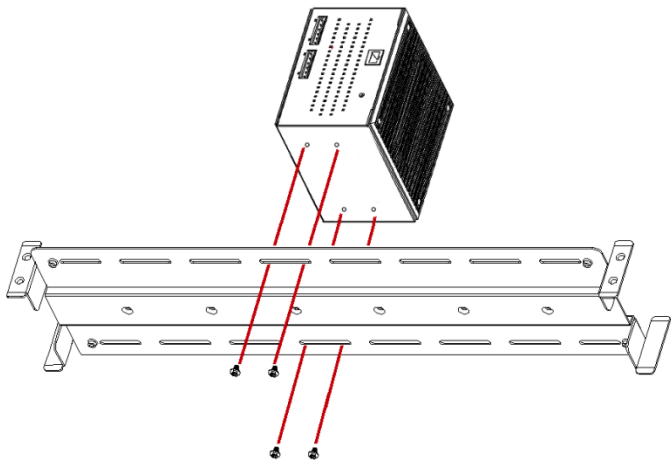


ATTENTION

The order of installation is changeable. You can mount the devices onto RK-4U and then attach RK-4U into a 19"-rack cabinet.

About Wall Mounting

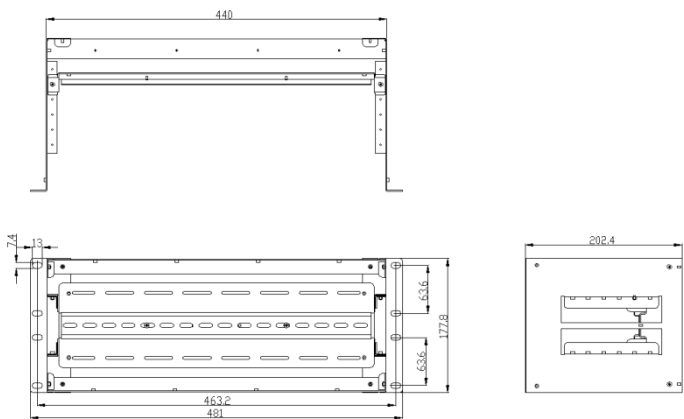
RK-4U is also designed for wall-mounting installation. Flip the panel and directly fix the device onto it with wall mounting method.



ATTENTION

Please find out the proper screws for mounting by referring to the datasheet or manual. The improper screws may make inappropriate and dangerous installation.

Dimensions



Specifications

- Weight:** 1.77 kg
- Size:** 481 mm x 178 mm x 203 mm (L x W x D)
- Material:** Metal