

# Moxa Managed Switch TSN-G5000 Series Command Line Interface

---

Version 2.1, October 2024

[www.moxa.com/products](http://www.moxa.com/products)

**Models covered by this manual:**

TSN-G5000 Series Managed Ethernet Switches



© 2024 Moxa Inc. All rights reserved.

# Moxa Managed Switch TSN-G5000 Series Command Line Interface

The software described in this manual is furnished under a license agreement and may be used only in accordance with the terms of that agreement.

## Copyright Notice

© 2024 Moxa Inc. All rights reserved.

## Trademarks

The MOXA logo is a registered trademark of Moxa Inc.  
All other trademarks or registered marks in this manual belong to their respective manufacturers.

## Disclaimer

- Information in this document is subject to change without notice and does not represent a commitment on the part of Moxa.
- Moxa provides this document as is, without warranty of any kind, either expressed or implied, including, but not limited to, its particular purpose. Moxa reserves the right to make improvements and/or changes to this manual, or to the products and/or the programs described in this manual, at any time.
- Information provided in this manual is intended to be accurate and reliable. However, Moxa assumes no responsibility for its use, or for any infringements on the rights of third parties that may result from its use.
- This product might include unintentional technical or typographical errors. Changes are periodically made to the information herein to correct such errors, and these changes are incorporated into new editions of the publication.

## Technical Support Contact Information

[www.moxa.com/support](http://www.moxa.com/support)

# Table of Contents

|  |           |
|--|-----------|
| <b>1. About This Manual .....</b>                        | <b>4</b>  |
| <b>2. Understanding the Command Line Interface .....</b> | <b>5</b>  |
| Accessing the Switch.....                                | 5         |
| Logging in using the RS-232 Console.....                 | 5         |
| Logging in using Telnet .....                            | 7         |
| Command Modes.....                                       | 9         |
| Basic Configuration.....                                 | 9         |
| Understanding All Command Modes.....                     | 9         |
| Help Messages .....                                      | 10        |
| Special Usage and Limitations .....                      | 10        |
| Abbreviated Commands.....                                | 11        |
| No and Default Forms of Commands .....                   | 12        |
| CLI Error Messages.....                                  | 12        |
| Command History.....                                     | 13        |
| <b>3. Commands.....</b>                                  | <b>14</b> |
| System.....  | 14        |
| System Management .....                                  | 14        |
| Account Management.....                                  | 21        |
| Network.....   | 26        |
| Time.....  | 34        |
| Time Synchronization.....                                | 41        |
| Port .....   | 53        |
| Port Interface .....                                     | 53        |
| Layer 2 Switching .....                                  | 59        |
| VLAN .....   | 59        |
| MAC .....  | 70        |
| QoS.....   | 72        |
| Multicast .....  | 73        |
| 802.1Qbv.....  | 75        |
| Network Redundancy .....                                 | 81        |
| Layer 2 Redundancy .....                                 | 81        |
| Management.....  | 93        |
| Network Management.....                                  | 93        |
| Security.....  | 105       |
| Device Security .....                                    | 105       |
| Network Security.....                                    | 114       |
| Authentication .....                                     | 115       |
| Diagnostics .....  | 118       |
| System Status .....                                      | 118       |
| Event Notification.....                                  | 119       |
| Diagnosis .....  | 127       |
| Maintenance and Tool .....                               | 138       |

# 1. About This Manual

---

This chapter describes how to use the command line to configure Moxa's managed Ethernet switches. Besides the web interface configuration, the command line interface helps system administrators easily and quickly manage, monitor, and configure Moxa's managed Ethernet switch.

## 2. Understanding the Command Line Interface

This chapter helps users understand the command line interface, and demonstrates a general ideal on the command line operation.

### Accessing the Switch

Users can connect to the switch using one of two methods: by console or by Telnet.

### Logging in using the RS-232 Console

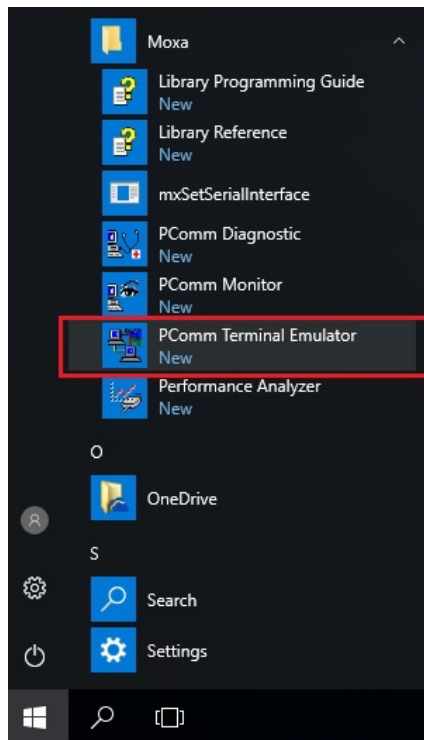
The Moxa managed switch features an RJ45 serial console port to allow users to connect to the switch and configure settings.



#### NOTE

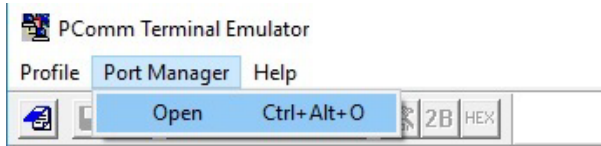
Moxa recommends using PComm Terminal Emulator for serial communication. This software is available for free on the Moxa website. You can use other serial communication software, but the following instructions may be different.

1. Prepare the included RS-232 serial cable with RJ45 interface.
2. Connect the RJ45 interface end to the console port on the switch, and the other end to the computer.
3. Download the **PComm Terminal Emulator** from the Moxa website and install the software.
4. In Windows, click **Start > Moxa > PComm Terminal Emulator**.

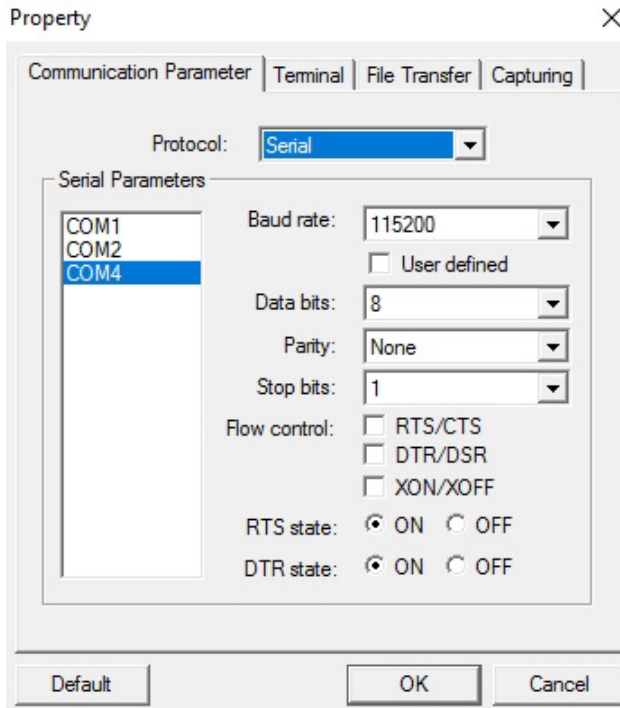


5. Click **Port Manager > Open** to establish a new connection.

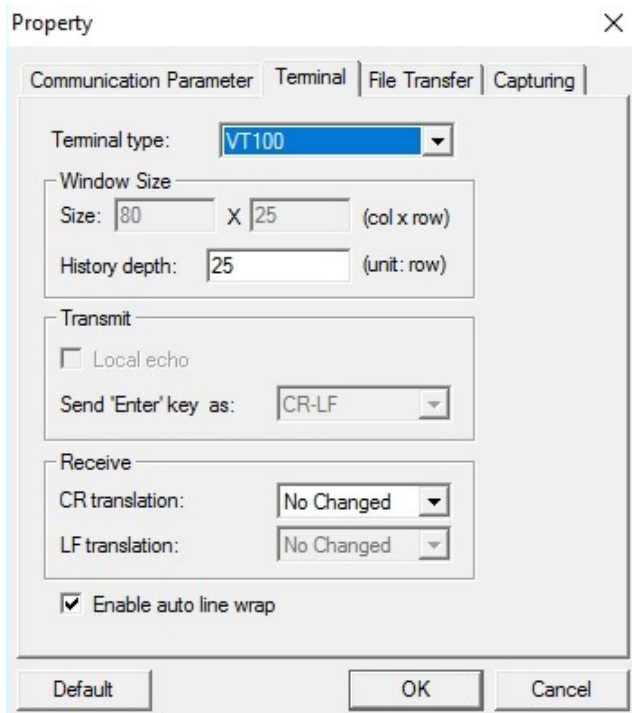
The Property window will appear.



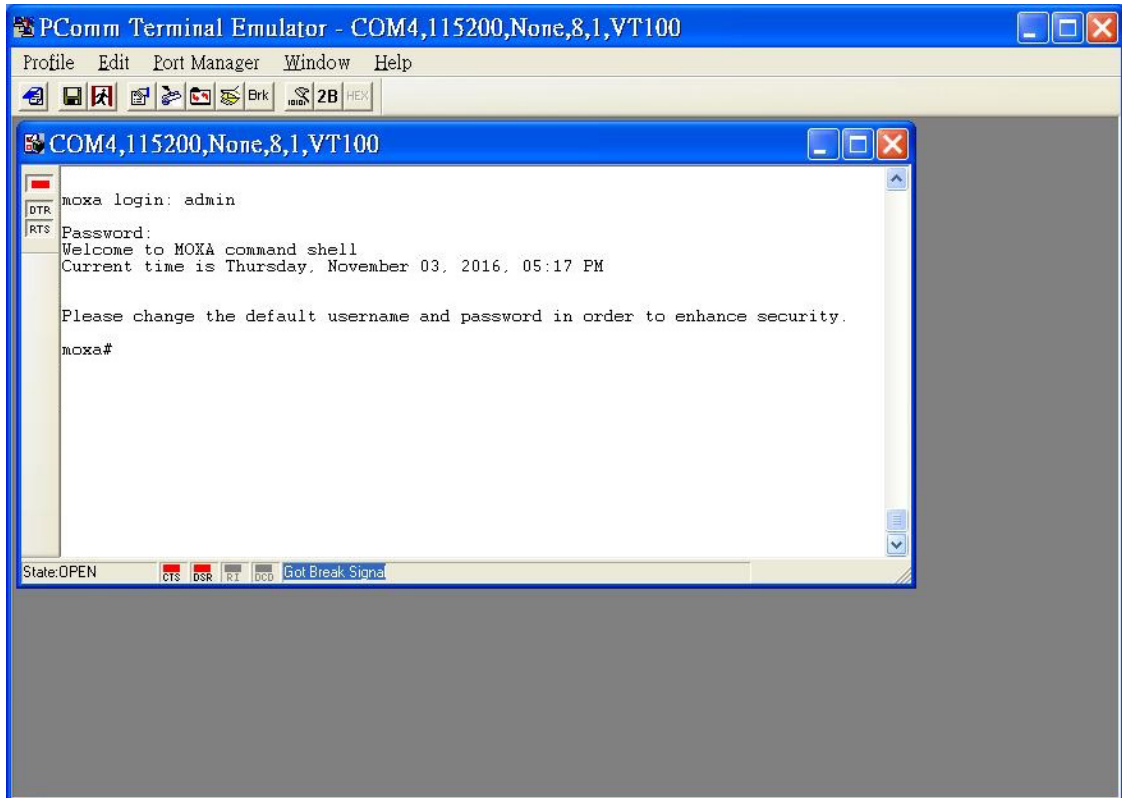
6. On the **Communication Parameter** tab, select the COM port that will be used for the console connection. Configure the fields as follows: **115200** for **Baud rate**, **8** for **Data bits**, **None** for **Parity**, and **1** for **Stop bits**.



7. On the **Terminal** tab, select **VT100** as the **Terminal Type**, and click **OK** to continue.



- Log in to the console using the default login name **admin** and password **moxa**. This password will be required to access any of the consoles (web, serial, Telnet).



- When successfully connected to the switch, you can start configuring the switch parameters by using command line instructions.



## NOTE

By default, the password assigned to the Moxa switch is **moxa**. We recommended changing the default password after logging in for the first time to help keep your system secure.

## Logging in using Telnet

Opening the Moxa switch's Telnet or web console over a network requires that the PC host and Moxa switch are on the same logical subnet. You may need to adjust your PC host's IP address and subnet mask. By default, the Moxa switch's IP address is **192.168.127.253** and the subnet mask is **255.255.255.0**. Your PC's IP address must be configured with an IP in the 192.168.127.xxx and a subnet mask 255.255.255.0.



## NOTE

When connecting to the Moxa switch's through Telnet or the web console, first connect one of the Moxa switch's Ethernet ports to your Ethernet LAN, or directly to your PC's Ethernet port. You may use either a straight-through or cross-over Ethernet cable.

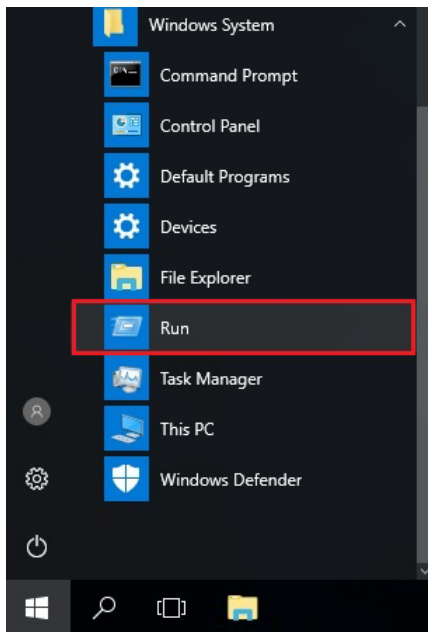


## NOTE

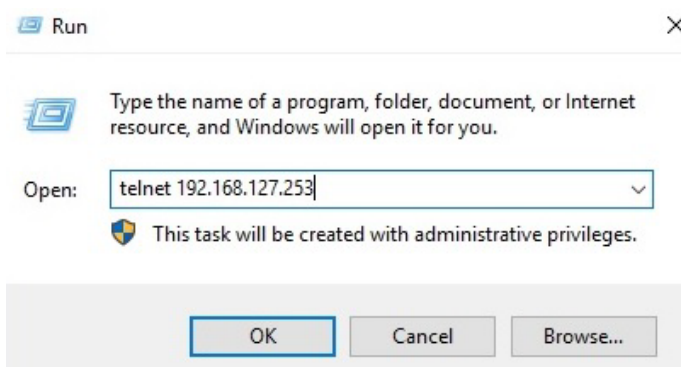
The Moxa switch's default IP address is 192.168.127.253 with subnet mask 255.255.255.0.

After making sure that the Moxa switch is connected to the same LAN and logical subnet as your PC, open the Moxa switch's Telnet console as follows:

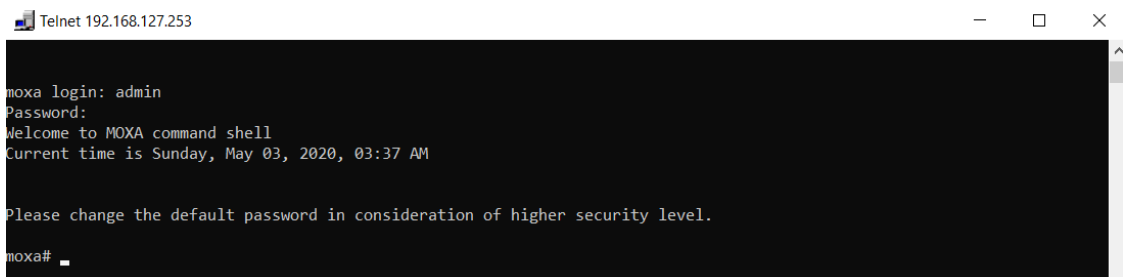
1. In Windows, click **Start > Run**.



2. In the Windows Run window, enter **telnet** followed by the Moxa switch's IP address (192.168.127.253). You can also issue the Telnet command from a DOS prompt.



3. Log in to the Telnet console using the default login name **admin** and password **moxa**. This password will be required to access any of the consoles (web, serial, Telnet).



4. When successfully connected to the switch, you can start configuring the switch parameters by using command line instructions.



## NOTE

By default, the password assigned to the Moxa switch is **moxa**. We recommended changing the default password after logging in for the first time to help keep your system secure.



# Command Modes

## Basic Configuration

The CLI (Command Line Interface) for Moxa’s Managed switches can be accessed through either the serial console or the Telnet console. For either type of connection, access to the CLI is generally referred to as an EXEC session.

The CLI is organized using different configuration levels. When you first enter the CLI, type “?” to view a list of basic commands and a description of each function. Type any of the commands shown on the screen to access the next configuration level. The help panel can be accessed from any configuration level by typing “?”. The switch will show all the commands for the current configuration mode.

```
moxa# ?
clear          Clear the specified parameters
cli           Configure the CLI display parameters
configure     Enter configuration mode
copy         Perform copy operation
end          Exit to the privileged Exec (#) mode
exit         Exit the session
help        Display help for the command
locator     Activate device locator so that the LED on the
           device blinks
logout      Terminate the session
ping       Ping a target to check its status
relay     Relay related command
reload    Halt and perform a warm restart
show     Display configuration / statistics / general
           information
moxa#
```

## Understanding All Command Modes

The Moxa switch’s CLI supports multiple types of configuration levels for performing different functions. Refer to the following table for an overview of all available modes.

| Mode                    | Access Method  | Prompt            | Exit Method   | About This Mode   |
|-------------------------|--|-------------------|---|---|
| User EXEC               | Begin a new session and login as <b>user</b> .   | moxa>             | Enter the <b>exit</b> command. This will return you to the previous configuration mode. | Use this mode to display system information.                                |
| Privileged EXEC         | Begin a session and login as <b>admin</b> .  | moxa #            | Enter the <b>exit</b> command. This will return you to the previous configuration mode. | Use this mode to verify commands that you have entered.                     |
| Global configuration    | Enter the <b>configure</b> command while in Privileged EXEC mode.  | moxa (config)#    | Enter the <b>exit</b> command. This will return you to the previous configuration mode. | Use this mode to configure parameters that will apply to the entire switch. |
| Interface configuration | While in global configuration mode, enter the interface command, followed by an <b>interface</b> identification. | moxa (config-if)# | Enter the <b>exit</b> command. This will return you to the previous configuration mode. | Use this mode to configure parameters for the specified interface.          |

Refer to the following example of changing configuration modes below.

Type **config** at the command prompt to enter configuration mode.

```
moxa# config
moxa(config)#
```

Type **exit** to return to the previous configuration mode.

```
moxa(config)# exit
moxa#
```

Type **end** from within any configuration level to return to privileged Exec mode.

```
moxa(config)# end
moxa#
```

## Help Messages

The CLI supports several types of interactive commands. The **Help** commands are listed in the following table:

| Command              | Purpose   |
|----------------------|---|
| ?                    | Shows a brief description of the Help feature in any command level.   |
| Partial command?     | Shows a list of commands that begin with the entered character string. There should be no space between the command and the question mark.                            |
| Partial command<Tab> | Completes a partially entered command name. There should be no space between the command and <Tab>.   |
| Command ?            | Shows the keywords, arguments, or both associated with the command. There should be a space between the command and the question mark.                                |
| Command keyword ?    | Shows the arguments that are associated with the keyword. There should be a space between the command and the keyword, and between the keyword and the question mark. |

## Special Usage and Limitations

If the command contains any special characters, such as **\***, **#**, and **%**, you need to use the quotation marks (") to cover these special characters. Refer to the following figure for an example.

```
moxa(config)# contact "test#"
moxa(config)# exit
moxa# show run
Building user configuration ...

-----
! Time: 2019-08-30 18:37:01
! Model name: MDS-G4028
! Firmware version: v0.4 Build 2019_0703_1227
! Product revision: V255.255.255
! IP address: 192.168.127.253
! MAC address: 00:01:02:03:04:05
! Serial number: MOXA00000000
! Module M2 product revision: None
! Module M3 product revision: None
! Module M4 product revision: None
! Module M5 product revision: None
! Module M6 product revision: None
! Module M7 product revision: None
-----
configure terminal
contact "test#"
interface ethernet 1/1
!
interface ethernet 1/2
--More--
```

In addition, you may use a semicolon mark (;) to separate several commands. Refer to the figure below for an example.

```
moxa(config)# hostname test;contact test2
moxa(config)#
test(config)#
```

# Abbreviated Commands

The exclamation mark "!" can be used to enter the global configuration mode, as shown in the example below.

```
moxa# !
moxa(config)#
moxa(config)#
```

In addition, you can input one or more letters to quickly see all commands starting with these letters. For example, type **c?**, all commands starting with c will be shown. Refer to the figure below as the example.

```
moxa# c?
clear
cli
configure
copy
```

In addition, when pressing **Tab** after typing the prefix letter, the syntax of the commands starting with that letter will be shown. See the figure below for details.

```
moxa# c
EXEC commands :

  clear logging event-log
  clear screen
  clear spanning-tree detected protocols interface { <interface-type> <interface
-id> | port-channel <integer> }
  clear statistics [interfaces {port-channel <integer> | <interface-type> <inter
face-id> }]
  cli eth-index-naming { modular | non-modular }
  cli pagination turn {on | off}
  configure [ terminal ]
  copy event-log {tftp://server/filename | sftp://<user-name>:<pass-word>@server
/filename}
  copy running-config startup-config
  copy running-config {tftp://server/filename | sftp://<user-name>:<pass-word>@s
erver/filename} [included-default] [password <string(60)>]
  copy startup-config {tftp://server/filename | sftp://<user-name>:<pass-word>@s
erver/filename} [included-default] [password <string(60)>]
  copy { tftp://server/filename running-config | sftp://<user-name>:<pass-word>@
server/filename running-config } [password decrypt-password]
  copy { tftp://server/filename | sftp://<user-name>:<pass-word>@server/filename
--More--
```

# No and Default Forms of Commands

A “no” command can be used to perform the “delete”, “disable”, or “reset to default” functions. Type “no ?” to check how parameters can be used.

```
moxa(config)# no ?
contact          Reset the contact information of the device
description      Reset the description of the device
dot1x            Configure dot1x parameters
event-notification Configure event notification parameters
hostname         Reset the hostname of the device
interface        Configure interface parameters
ip              Configure IP parameters
ipv6            Configure IPv6 parameters
lldp            Configure LLDP parameters
location         Reset the location information of the device
logging          Configure logging parameters
logging-server   Logging server parameters
login           Configure login related configuration
mac-address-table Configure MAC address table parameters
management      Configure management parameters
monitor         Configure Port Mirror parameters
ntp             Configure NTP/SNTP parameters
poE             Configure PoE parameters
port-channel     Configure port-channel parameters
radius-server    Configure RADIUS server configuration
--More--
```

The following example shows how a “no” command can run the “reset to default” function.

```
moxa(config)# hostname test
moxa(config)#
test(config)# no hostname
test(config)#
moxa(config)#
```

The following example shows how “no” can run the “disable” function.

```
moxa(config-if)# gvrp
moxa(config-if)# no gvrp
moxa(config-if)#
```

## CLI Error Messages

You may encounter some error messages while configuring Moxa’s Ethernet switch. Refer the following table for an overview of error messages and solutions.

| Error Message                           | Meaning  | Solution   |
|---|--|--|
| % Ambiguous command                     | The characters you entered are insufficient for the switch to recognize the command.               | Re-enter the command with a space between the command and the question mark (?). The possible keywords with the command will appear.         |
| % Incomplete command                    | The keywords or values you entered are incomplete.   | Re-enter the command with a space between the command and the question mark (?). The possible keywords with the command will appear.         |
| % Invalid input detected at '^' marker. | The command you entered is incorrect. The point of invalid input will be indicated by a caret (^). | Enter a question mark (?) to display all the available commands in this command mode.<br>The possible keywords with the command will appear. |

# Command History

Use the Up arrow and Down arrow keys to show to cycle through the history of previously entered commands.

Pressing the Up arrow will display the previously entered command. Pressing the Down arrow will display the next command in the history.

# 3. Commands

This chapter covers all commands for users to configure Moxa's managed Ethernet switch.

## System

### System Management

#### Information Setting

##### Configure Device Hostname

###### Commands

**hostname** text

**no hostname**

|                           |   |   |
|---------------------------|---|---|
| <b>Syntax Description</b> | <b>no</b>   | Remove configuration/delete entry/reset to default value                          |
|                           | <b>hostname</b>   | Configure the device hostname parameters  |
|                           | device-name   | The hostname of the device consisting of lower case letters, numbers, and hyphens |
| <b>Defaults</b>           | hostname: moxa  |   |
| <b>Command Modes</b>      | Global Configuration  |   |
| <b>Usage Guidelines</b>   | N/A   |   |
| <b>Examples</b>           | moxa# configure terminal<br>moxa(config)# hostname device-name<br>device-name(config)# no hostname<br>moxa(config)# |   |
| <b>Error Messages</b>     | N/A   |   |
| <b>Related Commands</b>   | N/A   |   |

##### Configure Device Description

###### Commands

**description** text

**no description**

|                           |  |  |
|---------------------------|--|--|
| <b>Syntax Description</b> | <b>no</b>  | Remove configuration/delete entry/reset to default value |
|                           | <b>description</b>   | Configure the device description parameters              |
|                           | text   | The description of the device                            |
| <b>Defaults</b>           | N/A  |  |
| <b>Command Modes</b>      | Global Configuration   |  |
| <b>Usage Guidelines</b>   | N/A  |  |
| <b>Examples</b>           | moxa# configure terminal<br>moxa(config)# description "description data"<br>moxa(config)# no description |  |
| <b>Error Messages</b>     | N/A  |  |
| <b>Related Commands</b>   | N/A  |  |

## Configure Contact Information

### Commands

**contact** text

**no contact**

|                           |  |  |
|---------------------------|--|--|
| <b>Syntax Description</b> | <b>no</b>  | Remove configuration/delete entry/reset to default value |
|                           | <b>contact</b>   | Configure device contact information                     |
|                           | text   | The contact information of the device                    |
| <b>Defaults</b>           | N/A  |  |
| <b>Command Modes</b>      | Global Configuration   |  |
| <b>Usage Guidelines</b>   | N/A  |  |
| <b>Examples</b>           | moxa# configure terminal<br>moxa(config)# contact "contact info"<br>moxa(config)# no contact |  |
| <b>Error Messages</b>     | N/A  |  |
| <b>Related Commands</b>   | N/A  |  |

## Show Location Information

### Commands

**location** text

**no location**

|                           |   |  |
|---------------------------|---|--|
| <b>Syntax Description</b> | <b>no</b>   | Remove configuration/delete entry/reset to default value |
|                           | <b>location</b>   | Configure the device location information                |
|                           | text  | The location information of the device                   |
| <b>Defaults</b>           | N/A   |  |
| <b>Command Modes</b>      | Global Configuration  |  |
| <b>Usage Guidelines</b>   | N/A   |  |
| <b>Examples</b>           | moxa# configure terminal<br>moxa(config)# location "location info"<br>moxa(config)# no location |  |
| <b>Error Messages</b>     | N/A   |  |
| <b>Related Commands</b>   | N/A   |  |

## Show System Information

### Commands

**show system information**

|                           |   |  |
|---------------------------|---|--|
| <b>Syntax Description</b> | <b>show</b>   | Display configuration/status information |
|                           | <b>system</b>   | Display system information               |
|                           | <b>information</b>  | Display system information               |
| <b>Defaults</b>           | N/A   |  |
| <b>Command Modes</b>      | User EXEC<br>Privileged EXEC  |  |
| <b>Usage Guidelines</b>   | N/A   |  |
| <b>Examples</b>           | <pre>moxa# show system information  Hardware Version           : V0.0.0 Firmware Version          : v0.3 build 2019_050202111 Device Contact             : Device Name                : moxa Device Location            : Device Description         : Device Uptime              :0 Days, 1 Hrs, 35 Mins, 21 Secs Login Authentication Mode  : Local</pre> |  |
| <b>Error Messages</b>     | N/A   |  |
| <b>Related Commands</b>   | N/A   |  |

## Firmware Upgrade

### Copy Device Firmware

#### Commands

**copy { <tftp\_url> | <sftp\_url> | **usb:** <filename> | **micro-sd:** <filename> } **device-firmware****

|                           |  |  |
|---------------------------|--|--|
| <b>Syntax Description</b> | <b>copy</b>  | Copy from one file to another  |
|                           | <b>device-firmware</b>   | System firmware  |
|                           | tftp_url   | Remote server through TFTP, in the format "tftp://server/filename"                   |
|                           | sftp_url   | Remote server through SFTP, in the format "sftp://username:password@server/filename" |
|                           | <b>usb</b>   | File in ABC-02 under /Moxa to be copied  |
|                           | <b>micro-sd</b>  | File in micro-SD under /Moxa to be copied  |
|                           | filename   | File name  |
| <b>Defaults</b>           | N/A  |  |
| <b>Command Modes</b>      | Privileged EXEC  |  |
| <b>Usage Guidelines</b>   | N/A  |  |
| <b>Examples</b>           | <pre>(config)# copy tftp://server/"filename" device-firmware (config)# copy sftp://username:password@server/"filename" device-firmware (config)# copy usb:"filename" device-firmware (config)# copy micro-sd:"filename" device-firmware</pre>                      |  |
| <b>Error messages</b>     | Invalid: Firmware verify failed<br>Invalid: Invalid Request Data<br>Invalid: File expects [0-9], [a-z], [A-Z], and -._()<br>Invalid: Not support USB.<br>Invalid: Not support microSD.<br>Invalid: USB function is disable<br>Invalid: MicroSD function is disable |  |
| <b>Related commands</b>   | N/A  |  |



# Configuration Backup and Restore

## Copy Running Configuration

### Commands

**copy running-config** { <tftp\_url> | <sftp\_url> | **usb:** <filename> | **micro-sd:** <filename> }

**copy** { <tftp\_url> | <sftp\_url> | **usb:** <filename> | **micro-sd:** <filename> } **running-config**

|                           |   |  |
|---------------------------|---|--|
| <b>Syntax Description</b> | <b>copy</b>   | Copies the configuration or system logs          |
|                           | <b>running-config</b>   | running-config to be copied                      |
|                           | tftp_url  | File in remote location to be copied             |
|                           | sftp_url  | File in remote location to be copied             |
|                           | <b>usb</b>  | File in ABC-02 under /Moxa/config to be copied   |
|                           | <b>micro-sd</b>   | File in micro-SD under /Moxa/config to be copied |
|                           | filename  | File name  |
| <b>Defaults</b>           | N/A   |  |
| <b>Command Modes</b>      | Privileged EXEC   |  |
| <b>Usage Guidelines</b>   | N/A   |  |
| <b>Examples</b>           | <pre>(config)# copy running-config tftp://server/"filename" (config)# copy running-config sftp://username:password@server/"filename" (config)# copy running-config usb: "filename" (config)# copy running-config micro-sd: "filename"  (config)# copy tftp://server/"filename" running-config (config)# copy sftp://username:password@server/"filename" running-config (config)# copy usb: "filename" running-config (config)# copy micro-sd: "filename" running-config</pre> |  |
| <b>Error messages</b>     | <pre>Invalid: File expects [0-9], [a-z], [A-Z], and -._() Invalid: Not support USB. Invalid: Not support microSD. Invalid: USB function is disable Invalid: MicroSD function is disable Invalid: USB configuration import failed Invalid: MicroSD configuration import failed</pre>   |  |
| <b>Related commands</b>   | <pre>copy startup-config { &lt;tftp_url&gt;   &lt;sftp_url&gt;   usb: &lt;filename&gt;   micro-sd: &lt;filename&gt; } config-file encryption password &lt;password&gt; show config-file encryption show customer-key info copy customer-key {&lt;tftp_url&gt;   &lt;sftp_url&gt;} private {&lt;tftp_url&gt;   &lt;sftp_url&gt;} certificate label &lt;name&gt; clear customer-key signed-config {enable   disable}</pre>  |  |

## Copy Startup Configuration

### Commands

**copy startup-config** { <tftp\_url> | <sftp\_url> | **usb:** <filename> | **micro-sd:** <filename> }

|                           |  |  |
|---------------------------|--|--|
| <b>Syntax Description</b> | <b>copy</b>  | Copy from one file to another                    |
|                           | <b>startup-config</b>  | startup-config to be copied                      |
|                           | tftp_url   | File in remote location to be copied             |
|                           | sftp_url   | File in remote location to be copied             |
|                           | <b>usb</b>   | File in ABC-02 under /Moxa/config to be copied   |
|                           | <b>micro-sd</b>  | File in micro-SD under /Moxa/config to be copied |
|                           | filename   | Filename   |
| <b>Defaults</b>           | N/A  |  |
| <b>Command Modes</b>      | Privileged EXEC  |  |
| <b>Usage Guidelines</b>   | N/A  |  |
| <b>Examples</b>           | (config)# copy startup-config tftp://server/"filename"<br>(config)# copy startup-config sftp://username:password@server/"filename"<br>(config)# copy startup-config usb: "filename"<br>(config)# copy startup-config micro-sd: "filename"  |  |
| <b>Error messages</b>     | Invalid: File expects [0-9], [a-z], [A-Z], and -._()<br>Invalid: Not support USB.<br>Invalid: Not support microSD.<br>Invalid: USB function is disable<br>Invalid: MicroSD function is disable<br>Invalid: USB configuration import failed<br>Invalid: MicroSD configuration import failed   |  |
| <b>Related commands</b>   | copy running-config { <tftp_url>   <sftp_url>   usb: <filename>   micro-sd: <filename> }<br>config-file encryption password <password><br>show config-file encryption<br>show customer-key info<br>copy customer-key {<tftp_url>   <sftp_url>} private {<tftp_url>   <sftp_url>}<br>certificate label <name><br>clear customer-key<br>signed-config {enable   disable} |  |

## Configure File Encryption Password

### Commands

**config-file encryption password** <password>

**no config-file encryption**

|                           |  |                                    |
|---------------------------|--|------------------------------------|
| <b>Syntax Description</b> | <b>config-file</b>   | configuration file in device       |
|                           | <b>encryption</b>  | configuration file is be encrypted |
|                           | <b>password</b>  | password of configuration file     |
|                           | <password>   | password parameter                 |
| <b>Defaults</b>           | N/A  |                                    |
| <b>Command Modes</b>      | Global Configuration   |                                    |
| <b>Usage Guidelines</b>   | N/A  |                                    |
| <b>Examples</b>           | (config)# config-file encryption password 1234   |                                    |
| <b>Error messages</b>     | N/A  |                                    |
| <b>Related commands</b>   | copy running-config { <tftp_url>   <sftp_url>   usb: <filename>   micro-sd: <filename> }<br>copy startup-config { <tftp_url>   <sftp_url>   usb: <filename>   micro-sd: <filename> }<br>show config-file encryption<br>show customer-key info<br>copy customer-key {<tftp_url>   <sftp_url>} private {<tftp_url>   <sftp_url>}<br>certificate label <name><br>clear customer-key<br>signed-config {enable   disable} |                                    |

## Show Configuration File Encryption

### Commands

#### Show config-file encryption

|                           |   |   |
|---------------------------|---|---|
| <b>Syntax Description</b> | <b>show</b>   | Displays running information for the feature  |
|                           | <b>config-file</b>  | Displays config-file related parameter        |
|                           | <b>encryption</b>   | Display config-file encryption enable/disable |
| <b>Defaults</b>           | N/A   |   |
| <b>Command Modes</b>      | Privileged EXEC   |   |
| <b>Usage Guidelines</b>   | N/A   |   |
| <b>Examples</b>           | # show config-file encryption   |   |
| <b>Error messages</b>     | N/A   |   |
| <b>Related commands</b>   | copy running-config { <tftp_url>   <sftp_url>   usb: <filename>   micro-sd: <filename> }<br>copy startup-config { <tftp_url>   <sftp_url>   usb: <filename>   micro-sd: <filename> }<br>config-file encryption password <password><br>show customer-key info<br>copy customer-key {<tftp_url>   <sftp_url>} private {<tftp_url>   <sftp_url>}<br>certificate label <name><br>clear customer-key<br>signed-config {enable   disable} |   |

## Auto Back Up Configuration

### Commands

**auto-backup config** { enable | disable }

|                           |   |                                      |
|---------------------------|---|--------------------------------------|
| <b>Syntax Description</b> | <b>auto-backup</b>  | Auto backup file to external storage |
|                           | <b>config</b>   | Configuration file                   |
|                           | enable  | Enable setting                       |
|                           | disable   | Disable setting                      |
| <b>Defaults</b>           | N/A   |                                      |
| <b>Command Modes</b>      | Privileged EXEC   |                                      |
| <b>Usage Guidelines</b>   | N/A   |                                      |
| <b>Examples</b>           | (config)# auto-backup config enable<br>(config)# auto-backup config disable |                                      |
| <b>Error messages</b>     | N/A   |                                      |
| <b>Related commands</b>   | N/A   |                                      |

## Auto Restore Configuration

Use the **auto-restore config** privileged command to set auto-restore configuration from the external storages, ABC-02 and micro-SD when boot-up.

### Commands

**auto-restore config** { enable | disable }

|                           |  |                                       |
|---------------------------|--|---------------------------------------|
| <b>Syntax Description</b> | <b>auto-restore</b>  | Auto restore file to external storage |
|                           | <b>config</b>  | Configuration file                    |
|                           | enable   | Enable setting                        |
|                           | disable  | Disable setting                       |
| <b>Defaults</b>           | N/A  |                                       |
| <b>Command Modes</b>      | Privileged EXEC  |                                       |
| <b>Usage Guidelines</b>   | N/A  |                                       |
| <b>Examples</b>           | (config)# auto-restore config enable<br>(config)# auto-restore config enable |                                       |
| <b>Error messages</b>     | N/A  |                                       |
| <b>Related commands</b>   | N/A  |                                       |

# Account Management

## User Account

### Configure User Account Setting

#### Commands

**username** <username> **password** <passwd> **group** { admin | user | supervisor } **status** { enable | disable } **email** <email>

**no username** username

|                           |   |  |
|---------------------------|---|--|
| <b>Syntax Description</b> | <b>username</b>   | Configures username related parameters   |
|                           | trusted-access ip-source<br><uicast_addr><br>[ { <ip_mask>   "/"<br><short(0-32)> } ]   | User ID to be used for login   |
|                           | <b>password</b>   | Configures password related parameters   |
|                           | password  | Password to be entered by the user   |
|                           | <b>group</b>  | Configures user privilege level  |
|                           | group   | Valid values are "admin", "supervisor", and "user".<br>"admin" for admin group, "supervisor" for supervisor, and "user" for normal user group. |
|                           | <b>status</b>   | Configures user status related parameters  |
|                           | enable  | Enable user  |
|                           | disable   | Disable user   |
|                           | <b>email</b>  | Configures user email  |
| email                     | Email string  |  |
| <b>Defaults</b>           | N/A.  |  |
| <b>Command Modes</b>      | Global configuration  |  |
| <b>Usage Guidelines</b>   | N/A   |  |
| <b>Examples</b>           | <pre>(config)# username testuser password test123 group admin status enable email test@test.com (config)# username testuser password test567 (config)# username testuser group supervisor (config)# username testuser status disable (config)# username testuser email test@test.com.tw (config)# no username testuser</pre>  |  |
| <b>Error messages</b>     | <pre>% Max User Account Amount Reached % Invalid Username Format % Password doesnt comply with password rules. % Invalid Email Format % Invalid Password Format % User does not exist % At least one admin should be active. % User status cannot be updated by self. % User Deletion Failed % User cannot be disabled by self % User cannot be modified group by self % User cannot be deleted by self</pre> |  |
| <b>Related commands</b>   | Show user   |  |

## Show User Information

### Commands

**show** user

|                           |   |  |
|---------------------------|---|--|
| <b>Syntax Description</b> | <b>show</b>   | Displays running information for the feature |
|                           | user  | Displays user related parameters             |
| <b>Defaults</b>           | N/A   |  |
| <b>Command Modes</b>      | Global configuration/ User EXEC   |  |
| <b>Usage Guidelines</b>   | N/A   |  |
| <b>Examples</b>           | <pre># show user USER    ACTIVE    PRIVILEGE    EMAIL admin   1          admin        admin@sample.com user    1          user         user@sample.com supervisor 1        supervisor   supervisor@sample.com</pre> |  |
| <b>Error messages</b>     | N/A   |  |
| <b>Related commands</b>   | username  |  |

## Show System Online Account

### Commands

**show** system online-account

|                           |   |  |
|---------------------------|---|--|
| <b>Syntax Description</b> | <b>show</b>   | Displays running information for the feature |
|                           | system  | Displays system related parameters           |
|                           | online-account  | Displays online account information          |
| <b>Defaults</b>           | N/A   |  |
| <b>Command Modes</b>      | Privileged EXEC   |  |
| <b>Usage Guidelines</b>   | N/A   |  |
| <b>Examples</b>           | <pre># show system online-account Online Account ----- Account  Role   IP Address  Interface ID  Idle admin    admin  10.122.8.147  SSH          4db512fd 0</pre> |  |
| <b>Error messages</b>     | N/A   |  |
| <b>Related commands</b>   | N/A   |  |

## Password Policy

### Configure Password Maximum Lifetime

#### Commands

**password max-life-time** [<days (0-365)>]

|                           |  |  |
|---------------------------|--|--|
| <b>Syntax Description</b> | <b>password</b>  | Configure password parameters  |
|                           | <b>max-life-time</b>   | Configure the maximum lifetime of the password                       |
|                           | days   | Maximum lifetime in days; a 0 or "no" value means it does not expire |
| <b>Defaults</b>           | 0  |  |
| <b>Command Modes</b>      | Global configuration   |  |
| <b>Usage Guidelines</b>   | N/A  |  |
| <b>Examples</b>           | <pre>moxa# config moxa(config)# password max-life-time 30 moxa(config)# password max-life-time</pre> |  |
| <b>Error Messages</b>     | N/A  |  |
| <b>Related Commands</b>   | show password max-life-time  |  |

## Configure Password Validation Rules

### Commands

**password validate-rules** [lowercase] [uppercase] [numbers] [symbols]

|                           |  |   |
|---------------------------|--|---|
| <b>Syntax Description</b> | <b>password</b>  | Configure password parameters                               |
|                           | <b>validate-rules</b>  | Configure validation rules                                  |
|                           | lowercase  | Configure at least 1 lowercase flag for password validation |
|                           | uppercase  | Configure at least 1 uppercase flag for password validation |
|                           | numbers  | Configure at least 1 numbers flag for password validation   |
|                           | symbols  | Configure at least 1 symbols flag for password validation   |
| <b>Defaults</b>           | There are no validation rules configured by default  |   |
| <b>Command Modes</b>      | Global configuration   |   |
| <b>Usage Guidelines</b>   | N/A  |   |
| <b>Examples</b>           | moxa# config<br>moxa(config)# password validate-rules lowercase numbers<br>moxa(config)# password validate-rules |   |
| <b>Error Messages</b>     | N/A  |   |
| <b>Related Commands</b>   | show password validate-rules   |   |

## Configure Password Minimum Length

### Commands

**password minimum-length** <minimum-len (4-63)>

|                           |   |                                       |
|---------------------------|---|---------------------------------------|
| <b>Syntax Description</b> | <b>password</b>   | Configure password parameters         |
|                           | <b>minimum-length</b>                                   | Configure the minimum password length |
|                           | minimum-len   | The minimum password length           |
| <b>Defaults</b>           | 4   |                                       |
| <b>Command Modes</b>      | Global configuration                                    |                                       |
| <b>Usage Guidelines</b>   | N/A   |                                       |
| <b>Examples</b>           | moxa# config<br>moxa(config)# password minimum-length 8 |                                       |
| <b>Error Messages</b>     | N/A   |                                       |
| <b>Related Commands</b>   | show password minimum-length                            |                                       |

## Show Password Minimum Length

### Commands

**show password minimum-length**

|                           |                                    |  |
|---------------------------|------------------------------------|--|
| <b>Syntax Description</b> | <b>show</b>                        | Display running information for the function |
|                           | <b>password</b>                    | Display password parameters                  |
|                           | <b>minimum-length</b>              | Display the minimum length of the password   |
| <b>Defaults</b>           | N/A                                |  |
| <b>Command Modes</b>      | Global configuration               |  |
| <b>Usage Guidelines</b>   | N/A                                |  |
| <b>Examples</b>           | moxa# show password minimum-length |  |
| <b>Error Messages</b>     | N/A                                |  |
| <b>Related Commands</b>   | password minimum-length            |  |

## Show Password Maximum Lifetime

### Commands

**show password max-life-time**

|                           |                               |  |
|---------------------------|-------------------------------|--|
| <b>Syntax Description</b> | <b>show</b>                   | Displays running information for the feature                         |
|                           | <b>password</b>               | Displays password related parameters                                 |
|                           | <b>max-life-time</b>          | Displays the max lifetime after which the password has to be expired |
| <b>Defaults</b>           | N/A                           |  |
| <b>Command Modes</b>      | Global configuration          |  |
| <b>Usage Guidelines</b>   | N/A                           |  |
| <b>Examples</b>           | # show password max-life-time |  |
| <b>Error messages</b>     | N/A                           |  |
| <b>Related commands</b>   | password max-life-time        |  |

## Show Password Validation Rules

### Commands

**show password validate-rules**

|                           |                                    |  |
|---------------------------|------------------------------------|--|
| <b>Syntax Description</b> | <b>show</b>                        | Display running information for the function |
|                           | <b>password</b>                    | Display password parameters                  |
|                           | <b>validate-rules</b>              | Display the password validation rules        |
| <b>Defaults</b>           | N/A                                |  |
| <b>Command Modes</b>      | Global configuration               |  |
| <b>Usage Guidelines</b>   | N/A                                |  |
| <b>Examples</b>           | moxa# show password validate-rules |  |
| <b>Error Messages</b>     | N/A                                |  |
| <b>Related Commands</b>   | password validate-rules            |  |

## Configure Hardware Interface

### Enable/Disable USB

#### Commands

**hardware-interface usb {enable | disable}**

|                           |   |                 |
|---------------------------|---|-----------------|
| <b>Syntax Description</b> | <b>usb</b>  | USB in device   |
|                           | enable  | Enable setting  |
|                           | disable   | Disable setting |
| <b>Defaults</b>           | N/A   |                 |
| <b>Command Modes</b>      | Privileged EXEC   |                 |
| <b>Usage Guidelines</b>   | N/A   |                 |
| <b>Examples</b>           | (config)# hardware-interface usb enable<br>(config)# hardware-interface usb disable |                 |
| <b>Error messages</b>     | N/A   |                 |
| <b>Related commands</b>   | N/A   |                 |



## Enable/Disable Micro SD

### Commands

**hardware-interface micro-sd** {enable | disable}

|                           |   |                   |
|---------------------------|---|-------------------|
| <b>Syntax Description</b> | <b>micro-sd</b>   | microSD in device |
|                           | enable  | Enable setting    |
|                           | disable   | Disable setting   |
| <b>Defaults</b>           | N/A   |                   |
| <b>Command Modes</b>      | Privileged EXEC   |                   |
| <b>Usage Guidelines</b>   | N/A   |                   |
| <b>Examples</b>           | (config)# hardware-interface micro-sd enable<br>(config)# hardware-interface micro-sd disable |                   |
| <b>Error messages</b>     | N/A   |                   |
| <b>Related commands</b>   | N/A   |                   |

## Show Hardware Interface Information

### Commands

**show hardware-interface**

|                           |   |  |
|---------------------------|---|--|
| <b>Syntax Description</b> | <b>show</b>   | Display configuration information      |
|                           | <b>hardware-interface</b>   | Display hardware interface information |
| <b>Defaults</b>           | N/A   |  |
| <b>Command Modes</b>      | User EXEC<br>Privileged EXEC                                      |  |
| <b>Usage Guidelines</b>   | N/A   |  |
| <b>Examples</b>           | moxa# show hardware-interface<br>microSD: Enabled<br>USB: Enabled |  |
| <b>Error Messages</b>     | N/A   |  |
| <b>Related Commands</b>   | N/A   |  |

## Show External Storage Information

Use the **show external-storage info** privileged command on the device to show configuration of auto-backup configuration, auto-restore configuration and auto-backup event-log.

### Commands

#### show external-storage info

|                           |   |  |
|---------------------------|---|--|
| <b>Syntax Description</b> | <b>show</b>   | Display configuration information        |
|                           | <b>external-storage</b>   | Display external storage name            |
|                           | <b>info</b>   | Display the external storage information |
| <b>Defaults</b>           | N/A   |  |
| <b>Command Modes</b>      | Privileged EXEC   |  |
| <b>Usage Guidelines</b>   | N/A   |  |
| <b>Examples</b>           | <pre>(config)# show external-storage info External Storage info ----- Auto-backup event log   Enable   : YES Auto-backup configuration   Enable   : YES Auto-restore configuration   Enable   : YES</pre> |  |
| <b>Error messages</b>     | N/A   |  |
| <b>Related commands</b>   | N/A   |  |

## Network

### IP Configuration

#### Configure IP Management Address

### Commands

**ip management address** { dhcp | ipv4-address ipv4-netmask [ ipv4-gateway ] }

|                           |  |   |
|---------------------------|--|---|
| <b>Syntax Description</b> | <b>ip</b>  | Configure IP parameters                             |
|                           | <b>management</b>  | Configure IPv4 management address parameters        |
|                           | <b>address</b>   | Configure the IPv4 management address of the device |
|                           | dhcp   | Assign the IPv4 address by DHCP                     |
|                           | ipv4-address   | The IPv4 address                                    |
|                           | ipv4-netmask   | The IPv4 subnet mask                                |
|                           | ipv4-gateway   | The IPv4 gateway                                    |
| <b>Defaults</b>           | ipv4-address: 192.168.127.253<br>ipv4-netmask: 255.255.255.0<br>ipv4-gateway: 0.0.0.0  |   |
| <b>Command Modes</b>      | Global Configuration   |   |
| <b>Usage Guidelines</b>   | N/A  |   |
| <b>Examples</b>           | <pre>moxa# configure terminal moxa(config)# ip management address dhcp moxa(config)# ip management address 10.1.1.1 255.255.255.0 10.1.1.254</pre> |   |
| <b>Error Messages</b>     | Invalid: Invalid IPv4 Management Address ipv4-address/ipv4-netmask.<br>Invalid: Gateway ipv4-gateway is not reachable.                             |   |
| <b>Related Commands</b>   | N/A  |   |

# DHCP Server

## Show IP DHCP

### Commands

**show ip dhcp** [ { binding | static | port-based-ip-assignment } ]

|                           |   |   |
|---------------------------|---|---|
| <b>Syntax Description</b> | <b>show</b>   | Display configuration/status information    |
|                           | <b>ip</b>   | Display IP information                      |
|                           | <b>dhcp</b>   | Display DHCP server information             |
|                           | <b>binding</b>  | Display binding information                 |
|                           | <b>static</b>   | Display MAC-based IP assignment information |
| <b>Defaults</b>           | N/A   |   |
| <b>Command Modes</b>      | User EXEC<br>Privileged EXEC  |   |
| <b>Usage Guidelines</b>   | N/A   |   |
| <b>Examples</b>           | <pre> moxa# show ip dhcp DHCP Server Mode: DHCP / MAC-based IP Assignment DHCP Pool List ----- Index      : 1 State      : Enable First IP Address : 192.168.127.10 Last IP Address  : 192.168.127.20 Netmask      : 255.255.255.0 Lease Time (secs) : 86400 Default Gateway : NTP Server    : DNS Server 1  : DNS Server 2  : moxa# show ip dhcp binding Host Name      IP Address      MAC Address      Time Left ----- VirtualBox    192.168.127.10  08:00:27:f6:bf:98  23 h: 59 m: 55 s // A MAC-based IP assignment is created moxa# show ip dhcp static DHCP Server Mode: DHCP / MAC-based IP Assignment MAC-based IP Assignment List ----- Index      : 1 State      : Enable Host Name   : host1 Host IP Address : 192.168.127.30 Host Netmask : 255.255.255.0 MAC Address  : 08:00:27:f6:bf:98 Lease Time (secs) : 86400 Default Gateway : NTP Server   : DNS Server 1 : DNS Server 2 : moxa# show ip dhcp binding Host Name      IP Address      MAC Address      Time Left ----- host1          192.168.127.30  08:00:27:f6:bf:98  (static) </pre> |   |
| <b>Error Messages</b>     | N/A   |   |
| <b>Related Commands</b>   | N/A   |   |

## Configure/Disable DHCP Server Mode

### Commands

**dhcp-server mode disable**

**dhcp-server mode dhcp-and-mac-based-ip-assignment**

|                           |  |   |
|---------------------------|--|---|
| <b>Syntax Description</b> | <b>dhcp-server</b>                                     | Configure DHCP server parameters        |
|                           | <b>mode</b>  | Configure DHCP server mode parameters   |
|                           | <b>disable</b>   | Disable the DHCP server                 |
|                           | <b>dhcp-and-mac-based-ip-assignment</b>                | Standard DHCP server and MAC-based DHCP |
| <b>Defaults</b>           | N/A  |   |
| <b>Command Modes</b>      | Privileged EXEC<br>Global Configuration                |   |
| <b>Usage Guidelines</b>   | N/A  |   |
| <b>Examples</b>           | moxa# config<br>moxa(config)# dhcp-server mode disable |   |
| <b>Error Messages</b>     | N/A  |   |
| <b>Related Commands</b>   | N/A  |   |

## Enable/Disable IP DHCP Pool

### Commands

**ip dhcp pool** <integer> [ { enable | disable } ]

|                           |   |                                   |
|---------------------------|---|-----------------------------------|
| <b>Syntax Description</b> | <b>ip</b>   | Configure IP parameters           |
|                           | <b>dhcp</b>   | Configure DHCP server parameters  |
|                           | <b>pool</b>   | Configure address pool parameters |
|                           | <integer>   | Pool number                       |
|                           | enable  | Enable the address pool           |
|                           | disable   | Disable the address pool          |
| <b>Defaults</b>           | N/A   |                                   |
| <b>Command Modes</b>      | Privileged EXEC<br>Global Configuration                   |                                   |
| <b>Usage Guidelines</b>   | N/A   |                                   |
| <b>Examples</b>           | moxa(config)# ip dhcp pool 1 enable<br>moxa(dhcp-config)# |                                   |
| <b>Error Messages</b>     | N/A   |                                   |
| <b>Related Commands</b>   | N/A   |                                   |

## Remove IP DHCP Pool

### Commands

**no ip dhcp pool** <integer>

|                           |   |  |
|---------------------------|---|--|
| <b>Syntax Description</b> | <b>no</b>                               | Remove configuration/delete entry/reset to default value |
|                           | <b>ip</b>                               | Configure IP parameters                                  |
|                           | <b>dhcp</b>                             | Configure DHCP server parameters                         |
|                           | <b>pool</b>                             | Configure address pool parameters                        |
|                           | <integer>                               | The address pool number                                  |
| <b>Defaults</b>           | N/A                                     |  |
| <b>Command Modes</b>      | Privileged EXEC<br>Global Configuration |  |
| <b>Usage Guidelines</b>   | N/A                                     |  |
| <b>Examples</b>           | moxa# no ip dhcp pool 1                 |  |
| <b>Error Messages</b>     | N/A                                     |  |
| <b>Related Commands</b>   | N/A                                     |  |

## Enable/Disable IP DHCP Static Pool

### Commands

**ip dhcp static pool** <string (63)> [ { enable | disable } ]

|                           |  |  |
|---------------------------|--|--|
| <b>Syntax Description</b> | <b>ip</b>  | Configure IP parameters                      |
|                           | <b>dhcp</b>  | Configure DHCP server parameters             |
|                           | <b>static</b>  | Configure MAC-based IP assignment parameters |
|                           | <b>pool</b>  | Configure address pool parameters            |
|                           | <string (63)>  | The client host name (DHCP option 12)        |
|                           | enable   | Enable the address pool                      |
|                           | disable  | Disable the address pool                     |
| <b>Defaults</b>           | N/A  |  |
| <b>Command Modes</b>      | Privileged EXEC<br>Global Configuration                              |  |
| <b>Usage Guidelines</b>   | N/A  |  |
| <b>Examples</b>           | moxa(config)# ip dhcp static pool host1 enable<br>moxa(dhcp-config)# |  |
| <b>Error Messages</b>     | N/A  |  |
| <b>Related Commands</b>   | N/A  |  |

## Remove IP DHCP Static Pool

### Commands

**no ip dhcp static pool** <string (63)>

|                           |  |  |
|---------------------------|--|--|
| <b>Syntax Description</b> | <b>no</b>                                  | Remove configuration/delete entry/reset to default value |
|                           | <b>ip</b>                                  | Configure IP parameters                                  |
|                           | <b>dhcp</b>                                | Configure DHCP server parameters                         |
|                           | <b>static</b>                              | Configure MAC-based IP assignment parameters             |
|                           | <b>pool</b>                                | Configure address pool parameters                        |
|                           | string (63)                                | The client host name (DHCP option 12)                    |
| <b>Defaults</b>           | N/A  |  |
| <b>Command Modes</b>      | Privileged EXEC<br>Global Configuration    |  |
| <b>Usage Guidelines</b>   | N/A  |  |
| <b>Examples</b>           | moxa(config)# no ip dhcp static pool host1 |  |
| <b>Error Messages</b>     | N/A  |  |
| <b>Related Commands</b>   | N/A  |  |

# DHCP and MAC-based IP Assignment

## Configure DHCP Server Pool

### Commands

**network** <ucast\_addr> <ucast\_addr> <ip\_mask>

|                           |  |                                      |
|---------------------------|--|--------------------------------------|
| <b>Syntax Description</b> | <b>network</b>   | Configure network parameters         |
|                           | <ucast_addr>   | The address pool starting IP address |
|                           | <ucast_addr>   | The address pool ending IP address   |
|                           | <ip_mask>  | The subnet mask                      |
| <b>Defaults</b>           | N/A  |                                      |
| <b>Command Modes</b>      | Privileged EXEC<br>DHCP Configuration                                  |                                      |
| <b>Usage Guidelines</b>   | N/A  |                                      |
| <b>Examples</b>           | moxa(dhcp-config)# network 192.168.127.10 192.168.127.20 255.255.255.0 |                                      |
| <b>Error Messages</b>     | N/A  |                                      |
| <b>Related Commands</b>   | N/A  |                                      |

## Configure DHCP Server Host IP Address

### Commands

**host** <ucast\_addr> <ip\_mask>

|                           |   |                           |
|---------------------------|---|---------------------------|
| <b>Syntax Description</b> | <b>host</b>                             | Configure host parameters |
|                           | <ucast_addr>                            | The unicast IP address    |
|                           | <ip_mask>                               | The subnet mask           |
| <b>Defaults</b>           | N/A                                     |                           |
| <b>Command Modes</b>      | Privileged EXEC<br>DHCP Configuration   |                           |
| <b>Usage Guidelines</b>   | N/A                                     |                           |
| <b>Examples</b>           | moxa(dhcp-config)# host 192.168.127.100 |                           |
| <b>Error Messages</b>     | N/A                                     |                           |
| <b>Related Commands</b>   | N/A                                     |                           |

## Configure DHCP Server Host MAC Address

### Commands

**hardware-address** <ucast\_mac>

|                           |   |                           |
|---------------------------|---|---------------------------|
| <b>Syntax Description</b> | <b>hardware-address</b>                               | Configure the MAC address |
|                           | <ucast_mac>   | The MAC address           |
| <b>Defaults</b>           | N/A   |                           |
| <b>Command Modes</b>      | Privileged EXEC<br>DHCP Configuration                 |                           |
| <b>Usage Guidelines</b>   | N/A   |                           |
| <b>Examples</b>           | moxa(dhcp-config)# hardware-address 00:90:e8:11:22:33 |                           |
| <b>Error Messages</b>     | N/A   |                           |
| <b>Related Commands</b>   | N/A   |                           |

## Configure Lease Time

### Commands

**lease** <integer (10-604800)>

|                           |                                       |   |
|---------------------------|---------------------------------------|---|
| <b>Syntax Description</b> | <b>lease</b><br><integer (10-604800)> | Configure the IP lease duration<br>The IP lease duration in seconds |
| <b>Defaults</b>           | N/A                                   |   |
| <b>Command Modes</b>      | Privileged EXEC<br>DHCP Configuration |   |
| <b>Usage Guidelines</b>   | N/A                                   |   |
| <b>Examples</b>           | moxa(dhcp-config)# lease 3600         |   |
| <b>Error Messages</b>     | N/A                                   |   |
| <b>Related Commands</b>   | N/A                                   |   |

## Reset Lease Time

### Commands

**no lease**

|                           |                                       |   |
|---------------------------|---------------------------------------|---|
| <b>Syntax Description</b> | <b>no</b><br><b>lease</b>             | Remove configuration/delete entry/reset to default value<br>Configure the IP lease duration |
| <b>Defaults</b>           | N/A                                   |   |
| <b>Command Modes</b>      | Privileged EXEC<br>DHCP Configuration |   |
| <b>Usage Guidelines</b>   | N/A                                   |   |
| <b>Examples</b>           | moxa(dhcp-config)# no lease           |   |
| <b>Error Messages</b>     | N/A                                   |   |
| <b>Related Commands</b>   | N/A                                   |   |

## Configure Default Router IP Address

### Commands

**default-router** <ucast\_addr>

|                           |   |  |
|---------------------------|---|--|
| <b>Syntax Description</b> | <b>default-router</b><br><ucast_addr>             | Configure the default router<br>The unicast IP address |
| <b>Defaults</b>           | N/A   |  |
| <b>Command Modes</b>      | Privileged EXEC<br>DHCP Configuration             |  |
| <b>Usage Guidelines</b>   | N/A   |  |
| <b>Examples</b>           | moxa(dhcp-config)# default-router 192.168.127.254 |  |
| <b>Error Messages</b>     | N/A   |  |
| <b>Related Commands</b>   | N/A   |  |

## Remove Default Router IP Address

### Commands

**no default-router**

|                           |                                       |  |
|---------------------------|---------------------------------------|--|
| <b>Syntax Description</b> | <b>no</b>                             | Remove configuration/delete entry/reset to default value |
|                           | <b>default-router</b>                 | Configure the default router                             |
| <b>Defaults</b>           | N/A                                   |  |
| <b>Command Modes</b>      | Privileged EXEC<br>DHCP Configuration |  |
| <b>Usage Guidelines</b>   | N/A                                   |  |
| <b>Examples</b>           | moxa(dhcp-config)# no default-router  |  |
| <b>Error Messages</b>     | N/A                                   |  |
| <b>Related Commands</b>   | N/A                                   |  |

## Configure DNS Server IP Address

### Commands

**dns-server** <ucast\_addr> [ <ucast\_addr> ]

|                           |  |                          |
|---------------------------|--|--------------------------|
| <b>Syntax Description</b> | <b>dns-server</b>  | Configure the DNS server |
|                           | <ucast_addr>   | The unicast IP address   |
|                           | <ucast_addr>   | The unicast IP address   |
| <b>Defaults</b>           | N/A  |                          |
| <b>Command Modes</b>      | Privileged EXEC<br>DHCP Configuration  |                          |
| <b>Usage Guidelines</b>   | N/A  |                          |
| <b>Examples</b>           | moxa(dhcp-config)# dns-server 192.168.127.254<br>moxa(dhcp-config)# dns-server 192.168.127.251 192.168.127.252 |                          |
| <b>Error Messages</b>     | N/A  |                          |
| <b>Related Commands</b>   | N/A  |                          |

## Remove DNS Server IP Address

### Commands

**no dns-server**

|                           |                                       |  |
|---------------------------|---------------------------------------|--|
| <b>Syntax Description</b> | <b>no</b>                             | Remove configuration/delete entry/reset to default value |
|                           | <b>dns-server</b>                     | Configure the DNS server                                 |
| <b>Defaults</b>           | N/A                                   |  |
| <b>Command Modes</b>      | Privileged EXEC<br>DHCP Configuration |  |
| <b>Usage Guidelines</b>   | N/A                                   |  |
| <b>Examples</b>           | moxa(dhcp-config)# no dns-server      |  |
| <b>Error Messages</b>     | N/A                                   |  |
| <b>Related Commands</b>   | N/A                                   |  |



## Configure NTP Server IP Address

### Commands

**ntp-server** <ucast\_addr>

|                           |   |                          |
|---------------------------|---|--------------------------|
| <b>Syntax Description</b> | <b>ntp-server</b>                             | Configure the NTP server |
|                           | <ucast_addr>                                  | The unicast IP address   |
| <b>Defaults</b>           | N/A   |                          |
| <b>Command Modes</b>      | Privileged EXEC<br>DHCP Configuration         |                          |
| <b>Usage Guidelines</b>   | N/A   |                          |
| <b>Examples</b>           | moxa(dhcp-config)# ntp-server 192.168.127.254 |                          |
| <b>Error Messages</b>     | N/A   |                          |
| <b>Related Commands</b>   | N/A   |                          |

## Remove NTP Server IP Address

### Commands

**no ntp-server**

|                           |                                       |  |
|---------------------------|---------------------------------------|--|
| <b>Syntax Description</b> | <b>no</b>                             | Remove configuration/delete entry/reset to default value |
|                           | <b>ntp-server</b>                     | Configure the NTP server                                 |
| <b>Defaults</b>           | N/A                                   |  |
| <b>Command Modes</b>      | Privileged EXEC<br>DHCP Configuration |  |
| <b>Usage Guidelines</b>   | N/A                                   |  |
| <b>Examples</b>           | moxa(dhcp-config)# no ntp-server      |  |
| <b>Error Messages</b>     | N/A                                   |  |
| <b>Related Commands</b>   | N/A                                   |  |

# Time

## Time Zone

### Configure Clock Time Zone

#### Commands

**clock timezone** { "-12" | "-11" | "-10" | "-9:30" | "-9" | "-8" | "-7" | "-6" | "-5" | "-4" | "-3:30" | "-3" | "-2" | "-1" | "0" | "1" | "2" | "3" | "3:30" | "4" | "4:30" | "5" | "5:30" | "5:45" | "6" | "6:30" | "7" | "8" | "8:30" | "8:45" | "9" | "9:30" | "10" | "10:30" | "11" | "12" | "12:45" | "13" | "14" }

| Syntax                  | Description  |
|-------------------------|--|
| <b>clock</b>            | Configure system clock parameters                            |
| <b>timezone</b>         | Configure the timezone                                       |
| "-12"                   | UTC-12:00  |
| "-11"                   | UTC-11:00  |
| "-10"                   | UTC-10:00  |
| "-9:30"                 | UTC-09:30  |
| "-9"                    | UTC-09:00  |
| "-8"                    | UTC-08:00  |
| "-7"                    | UTC-07:00  |
| "-6"                    | UTC-06:00  |
| "-5"                    | UTC-05:00  |
| "-4"                    | UTC-04:00  |
| "-3:30"                 | UTC-03:30  |
| "-3"                    | UTC-03:00  |
| "-2"                    | UTC-02:00  |
| "-1"                    | UTC-01:00  |
| "0"                     | UTC+00:00  |
| "1"                     | UTC+01:00  |
| "2"                     | UTC+02:00  |
| "3"                     | UTC+03:00  |
| "3:30"                  | UTC+03:30  |
| "4"                     | UTC+04:00  |
| "4:30"                  | UTC+04:30  |
| "5"                     | UTC+05:00  |
| "5:30"                  | UTC+05:30  |
| "5:45"                  | UTC+05:45  |
| "6"                     | UTC+06:00  |
| "6:30"                  | UTC+06:30  |
| "7"                     | UTC+07:00  |
| "8"                     | UTC+08:00  |
| "8:30"                  | UTC+08:30  |
| "8:45"                  | UTC+08:45  |
| "9"                     | UTC+09:00  |
| "9:30"                  | UTC+09:30  |
| "10"                    | UTC+10:00  |
| "10:30"                 | UTC+10:30  |
| "11"                    | UTC+11:00  |
| "12"                    | UTC+12:00  |
| "12:45"                 | UTC+12:45  |
| "13"                    | UTC+13:00  |
| "14"                    | UTC+14:00  |
| <b>Defaults</b>         | N/A  |
| <b>Command Modes</b>    | Global Configuration   |
| <b>Usage Guidelines</b> | N/A  |
| <b>Examples</b>         | moxa# configure terminal<br>moxa(config)# clock timezone "8" |
| <b>Error Messages</b>   | N/A  |
| <b>Related Commands</b> | N/A  |

## System Time

### Configure Clock Source

#### Commands

**clock source** { local | ntp | sntp | ptp }

|                           |  |  |
|---------------------------|--|--|
| <b>Syntax Description</b> | <b>clock</b>   | Configure system clock parameters        |
|                           | <b>source</b>  | Configure the source of the system clock |
|                           | local  | Use the local clock                      |
|                           | ntp  | Use Network Time Protocol (NTP)          |
|                           | sntp   | Use Simple Network Time Protocol (SNTP)  |
|                           | ptp  | Use Precision Time Protocol (PTP)        |
| <b>Defaults</b>           | clock source: local  |  |
| <b>Command Modes</b>      | Global Configuration   |  |
| <b>Usage Guidelines</b>   | N/A  |  |
| <b>Examples</b>           | moxa# configure terminal<br>moxa(config)# clock source local |  |
| <b>Error Messages</b>     | N/A  |  |
| <b>Related Commands</b>   | N/A  |  |

### Configure Clock Setting

#### Commands

**clock set** hh:mm:ss [ month ] [ day ] [ year ]

|                           |   |   |
|---------------------------|---|---|
| <b>Syntax Description</b> | <b>clock</b>  | Configure system clock parameters       |
|                           | <b>set</b>  | Configure the system time               |
|                           | hh:mm:ss  | The system time in the format hh:mm:ss  |
|                           | month   | The month, January (1) to December (12) |
|                           | day   | The day of the month (1 to 31)          |
|                           | year  | The year                                |
| <b>Defaults</b>           | N/A   |   |
| <b>Command Modes</b>      | Global Configuration  |   |
| <b>Usage Guidelines</b>   | N/A   |   |
| <b>Examples</b>           | moxa# configure terminal<br>moxa(config)# clock set 11:11:11 12 31 2019 |   |
| <b>Error Messages</b>     | N/A   |   |
| <b>Related Commands</b>   | N/A   |   |

### Enable Clock Summer Time

#### Commands

**clock summer-time enable**

|                           |  |  |
|---------------------------|--|--|
| <b>Syntax Description</b> | <b>clock</b>   | Configure system clock parameters          |
|                           | <b>summer-time</b>   | Configure Daylight Savings Time parameters |
|                           | <b>enable</b>  | Enable Daylight Savings Time               |
| <b>Defaults</b>           | Daylight saving time is disabled by default                        |  |
| <b>Command Modes</b>      | Global Configuration   |  |
| <b>Usage Guidelines</b>   | N/A  |  |
| <b>Examples</b>           | moxa# configure terminal<br>moxa(config)# clock summer-time enable |  |
| <b>Error Messages</b>     | Invalid: The start date plus offset should before the end date.    |  |
| <b>Related Commands</b>   | N/A  |  |

## Disable Clock Summertime

### Commands

#### clock summer-time disable

|                           |   |  |
|---------------------------|---|--|
| <b>Syntax Description</b> | <b>clock</b>  | Configure system clock parameters          |
|                           | <b>summer-time</b>  | Configure Daylight Savings Time parameters |
|                           | <b>disable</b>  | Disable Daylight Savings Time              |
| <b>Defaults</b>           | Daylight saving time is disabled by default                         |  |
| <b>Command Modes</b>      | Privileged EXEC<br>Global Configuration                             |  |
| <b>Usage Guidelines</b>   | N/A   |  |
| <b>Examples</b>           | moxa# configure terminal<br>moxa(config)# clock summer-time disable |  |
| <b>Error Messages</b>     | N/A   |  |
| <b>Related Commands</b>   | N/A   |  |

## Configure Clock Summertime Start Date

### Commands

#### clock summer-time start-date [ month ] [ day ] [ year ] [hour minute hh:mm:ss ]

|                           |   |  |
|---------------------------|---|--|
| <b>Syntax Description</b> | <b>clock</b>  | Configure system clock parameters                |
|                           | <b>summer-time</b>  | Configure Daylight Savings Time parameters       |
|                           | <b>start-date</b>   | Configure the start date of Daylight Saving Time |
|                           | month   | The month, January (1) to December (12)          |
|                           | day   | The day of the month (1 to 31)                   |
|                           | year  | The year   |
|                           | hour  | The hour   |
|                           | minute  | The minutes                                      |
| <b>Defaults</b>           | The daylight saving time start date is set to Jan 01 2000 00:00                                       |  |
| <b>Command Modes</b>      | Global Configuration  |  |
| <b>Usage Guidelines</b>   | N/A   |  |
| <b>Examples</b>           | moxa# configure terminal<br>moxa(config)# clock summer-time start-date 1 1 2019 23 30                 |  |
| <b>Error Messages</b>     | Invalid: Start date is invalid.<br>Invalid: The start date plus offset should be before the end date. |  |
| <b>Related Commands</b>   | N/A   |  |

## Configure Clock Summertime End Date

### Commands

#### clock summer-time end-date month day year hour minute

|                           |  |   |
|---------------------------|--|---|
| <b>Syntax Description</b> | <b>clock</b>   | Configure system clock parameters               |
|                           | <b>summer-time</b>   | Configure Daylight Savings Time parameters      |
|                           | <b>end-date</b>  | Configure the end date of Daylight Savings Time |
|                           | month  | The month, January (1) to December (12)         |
|                           | day  | The day of the month (1 to 31)                  |
|                           | year   | The year  |
|                           | hour   | The hour  |
|                           | minute   | The minutes                                     |
| <b>Defaults</b>           | The daylight saving time end date is set to Dec 31 2000 23:00                                      |   |
| <b>Command Modes</b>      | Global Configuration   |   |
| <b>Usage Guidelines</b>   | N/A  |   |
| <b>Examples</b>           | moxa# configure terminal<br>moxa(config)# clock summer-time end-date 7 31 2019 23 30               |   |
| <b>Error Messages</b>     | Invalid: End date is invalid<br>Invalid: The start date plus offset should be before the end date. |   |
| <b>Related Commands</b>   | N/A  |   |

## Configure Clock Summertime Offset

### Commands

**clock summer-time offset** offset-hour [ offset-minute ]

|                           |   |  |
|---------------------------|---|--|
| <b>Syntax Description</b> | <b>clock</b>  | Configure system clock parameters            |
|                           | <b>summer-time</b>  | Configure Daylight Savings Time parameters   |
|                           | <b>offset</b>   | Configure the offset of Daylight Saving Time |
|                           | offset-hour   | The time offset hours                        |
|                           | offset-minute   | The time offset minutes                      |
| <b>Defaults</b>           | daylight saving time offset: 0 Hour 0 Minutes                           |  |
| <b>Command Modes</b>      | Global Configuration  |  |
| <b>Usage Guidelines</b>   | N/A   |  |
| <b>Examples</b>           | moxa# configure terminal<br>moxa(config)# clock summer-time offset 1 30 |  |
| <b>Error Messages</b>     | Invalid: The start date plus offset should before the end date.         |  |
| <b>Related Commands</b>   | N/A   |  |

## Configure NTP Authentication Key

### Commands

**ntp authentication-key** key-index key-id md5 key-string

**no ntp authentication-key** key-index

|                           |  |  |
|---------------------------|--|--|
| <b>Syntax Description</b> | <b>no</b>  | Remove configuration/delete entry/reset to default value |
|                           | <b>ntp</b>   | Configure NTP/SNTP parameters                            |
|                           | <b>authentication-key</b>  | Configure the NTP authentication key                     |
|                           | key-index  | The index of the key, ranging from 1 to 10               |
|                           | key-id   | The key ID, ranging from 1 to 65535                      |
|                           | md5  | Use MD5 authentication                                   |
| key-string                | The authentication key with a maximum length of 32 characters for plain text, 66 characters for Moxa-encrypted hex             |  |
| <b>Defaults</b>           | N/A  |  |
| <b>Command Modes</b>      | Global Configuration   |  |
| <b>Usage Guidelines</b>   | N/A  |  |
| <b>Examples</b>           | moxa# configure terminal<br>moxa(config)# ntp authentication-key 1 1 md5 1a2b3c4d<br>moxa(config)# no ntp authentication-key 1 |  |
| <b>Error Messages</b>     | Invalid: Authentication key ID key-id is duplicated.   |  |
| <b>Related Commands</b>   | N/A  |  |

## Configure NTP Remote Server

### Commands

**ntp remote-server ntp** server-index server-address [ authentication key key-id ]

**no ntp remote-server ntp** server-index [ authentication ]

|                           |  |  |
|---------------------------|--|--|
| <b>Syntax Description</b> | <b>no</b>  | Remove configuration/delete entry/reset to default value |
|                           | <b>ntp</b>   | Configure NTP/SNTP parameters                            |
|                           | <b>remote-server</b>   | Configure remote time server parameters                  |
|                           | <b>ntp</b>   | Configure NTP server parameters                          |
|                           | server-index   | The index of the server, ranging from 1 to 2             |
|                           | server-address   | The NTP server address                                   |
|                           | authentication   | Configure NTP authentication parameters                  |
|                           | key  | Use key authentication                                   |
|                           | key-id   | The ID of the authentication key                         |
| <b>Defaults</b>           | NTP time server: time.nist.gov   |  |
| <b>Command Modes</b>      | Global Configuration   |  |
| <b>Usage Guidelines</b>   | N/A  |  |
| <b>Examples</b>           | moxa# configure terminal<br>moxa(config)# ntp remote-server ntp 1 1.1.1.1<br>moxa(config)# ntp remote-server ntp 2 2.2.2.2 authentication key 1<br>moxa(config)# no ntp remote-server ntp 2 authentication<br>moxa(config)# no ntp remote-server ntp 1 |  |
| <b>Error Messages</b>     | Invalid: Authentication key ID key-id of NTP client server-index does not exist.   |  |
| <b>Related Commands</b>   | N/A  |  |

## Configure SNTP Remote Server

### Commands

**ntp remote-server sntp** server-index server-address

**no ntp remote-server sntp** server-index server-address

|                           |   |  |
|---------------------------|---|--|
| <b>Syntax Description</b> | <b>no</b>   | Remove configuration/delete entry/reset to default value |
|                           | <b>ntp</b>  | Configure NTP/SNTP parameters                            |
|                           | <b>remote-server</b>  | Configure remote time server parameters                  |
|                           | <b>sntp</b>   | Configure SNTP server parameters                         |
|                           | server-index  | The index of the server, ranging from 1 to 2             |
|                           | server-address  | The SNTP server address                                  |
| <b>Defaults</b>           | The default SNTP time server is set to time.nist.gov  |  |
| <b>Command Modes</b>      | Global Configuration  |  |
| <b>Usage Guidelines</b>   | N/A   |  |
| <b>Examples</b>           | moxa# configure terminal<br>moxa(config)# ntp remote-server sntp 1 1.1.1.1<br>moxa(config)# no ntp remote-server sntp 1 |  |
| <b>Error Messages</b>     | N/A   |  |
| <b>Related Commands</b>   | N/A   |  |

## Enable NTP Server

### Commands

#### ntp server enable

|                           |   |                                 |
|---------------------------|---|---------------------------------|
| <b>Syntax Description</b> | <b>ntp</b>  | Configure NTP/SNTP parameters   |
|                           | <b>server</b>   | Configure NTP server parameters |
|                           | <b>enable</b>   | Enable the NTP server           |
| <b>Defaults</b>           | NTP server: disable   |                                 |
| <b>Command Modes</b>      | Global Configuration  |                                 |
| <b>Usage Guidelines</b>   | N/A   |                                 |
| <b>Examples</b>           | moxa# configure terminal<br>moxa(config)# ntp server enable |                                 |
| <b>Error Messages</b>     | N/A   |                                 |
| <b>Related Commands</b>   | N/A   |                                 |

## Disable NTP Server

### Commands

#### ntp server disable

|                           |  |                                 |
|---------------------------|--|---------------------------------|
| <b>Syntax Description</b> | <b>ntp</b>   | Configure NTP/SNTP parameters   |
|                           | <b>server</b>  | Configure NTP server parameters |
|                           | <b>disable</b>   | Disable the NTP server          |
| <b>Defaults</b>           | The NTP server is disabled by default                        |                                 |
| <b>Command Modes</b>      | Global Configuration   |                                 |
| <b>Usage Guidelines</b>   | N/A  |                                 |
| <b>Examples</b>           | moxa# configure terminal<br>moxa(config)# ntp server disable |                                 |
| <b>Error Messages</b>     | N/A  |                                 |
| <b>Related Commands</b>   | N/A  |                                 |

## Configure NTP Server Authentication

### Commands

#### ntp server authentication

|                           |   |                                 |
|---------------------------|---|---------------------------------|
| <b>Syntax Description</b> | <b>ntp</b>  | Configure NTP/SNTP parameters   |
|                           | <b>server</b>   | Configure NTP server parameters |
|                           | <b>authentication</b>   | Enable authentication           |
| <b>Defaults</b>           | NTP server authentication is disabled by default                    |                                 |
| <b>Command Modes</b>      | Global Configuration  |                                 |
| <b>Usage Guidelines</b>   | N/A   |                                 |
| <b>Examples</b>           | moxa# configure terminal<br>moxa(config)# ntp server authentication |                                 |
| <b>Error Messages</b>     | N/A   |                                 |
| <b>Related Commands</b>   | N/A   |                                 |

## Disable NTP Server Authentication

### Commands

#### no ntp server authentication

|                           |  |  |
|---------------------------|--|--|
| <b>Syntax Description</b> | <b>no</b>  | Remove configuration/delete entry/reset to default value |
|                           | <b>ntp</b>   | Configure NTP/SNTP parameters                            |
|                           | <b>server</b>  | Configure NTP server parameters                          |
|                           | <b>authentication</b>  | NTP authentication                                       |
| <b>Defaults</b>           | NTP server authentication is disabled by default                       |  |
| <b>Command Modes</b>      | Global Configuration   |  |
| <b>Usage Guidelines</b>   | N/A  |  |
| <b>Examples</b>           | moxa# configure terminal<br>moxa(config)# no ntp server authentication |  |
| <b>Error Messages</b>     | N/A  |  |
| <b>Related Commands</b>   | N/A  |  |

## Show Clock Information

### Commands

#### show clock

|                           |   |   |
|---------------------------|---|---|
| <b>Syntax Description</b> | <b>show</b>   | Display the configuration/status information. |
|                           | <b>clock</b>  | Display the system clock information.         |
| <b>Defaults</b>           | N/A   |   |
| <b>Command Modes</b>      | User EXEC<br>Privileged EXEC  |   |
| <b>Usage Guidelines</b>   | N/A   |   |
| <b>Examples</b>           | moxa# show clock<br>Clock Source : Local<br>Time Zone : UTC+00:00<br>Current Time : Fri May 03 22:59:33 2019<br>Daylight Saving : Disabled<br>Start Date : Jan 01 2000 00:00<br>End Date : Dec 31 2000 23:00<br>Offset : 0 Minutes<br>Authentication Keys<br>NTP Client Time Server<br>[1] time.nist.gov (No Auth)<br>SNTP Client Time Server<br>[1] time.nist.gov<br>NTP/SNTP Server : Disabled<br>Authentication : Disabled |   |
| <b>Error Messages</b>     | N/A   |   |
| <b>Related Commands</b>   | N/A   |   |



# Time Synchronization

## Show 802.1AS gPTP Global Information

### Commands

show ptp

|                           |   |                                    |
|---------------------------|---|------------------------------------|
| <b>Syntax Description</b> | <b>ptp</b>  | Display PTP status and information |
|                           | <b>profile</b>  | PTP profile selection              |
| <b>Defaults</b>           | N/A   |                                    |
| <b>Command Modes</b>      | Privileged EXEC/User EXEC   |                                    |
| <b>Usage Guidelines</b>   | N/A   |                                    |
| <b>Examples</b>           | moxa# show ptp<br>PTP GLOBAL INFO:<br>PTP Status : Enabled<br>Current Profile : 802.1AS<br>Offset From Master(ns): -7.0<br>Mean Path Delay(ns) : 79<br>Steps Removed : 2<br>Sync. Status : Locked<br>PTP Clock Time(TAI) : Wed Jan 01 01:08:33 2020 |                                    |
| <b>Error messages</b>     | N/A   |                                    |
| <b>Related commands</b>   | N/A   |                                    |

## Show 802.1AS gPTP Clock Information

### Commands

show ptp profile dot1as clock

|                           |  |                                    |
|---------------------------|--|------------------------------------|
| <b>Syntax Description</b> | <b>ptp</b>   | Display PTP status and information |
|                           | <b>profile</b>   | PTP profile selection              |
|                           | <b>dot1as</b>  | 802.1AS profile                    |
|                           | <b>clock</b>   | PTP clock information              |
| <b>Defaults</b>           | N/A  |                                    |
| <b>Command Modes</b>      | Privileged EXEC/User EXEC  |                                    |
| <b>Usage Guidelines</b>   | N/A  |                                    |
| <b>Examples</b>           | moxa# show ptp profile dot1as clock<br><br>802.1AS CLOCK DATA SET<br>PTP Device Type : Time-Aware Bridge<br>PTP Device Profile : 802.1AS<br>Clock Identity : 00:90:E8:FF:FE:11:22:40<br>Clock Domain : 0<br>Number of PTP Ports : 4<br>Priority1 : 100<br>Priority2 : 248<br>Clock Quality:<br>Class : 248<br>Accuracy : 254<br>Offset From Master(ns): 10.0<br>Mean Path Delay(ns) : 77<br>Steps Removed : 2<br>Slave Port : 4<br>Sync. Status : Locked<br>PTP Clock Time(TAI) : Wed Jan 01 00:37:18 2020 |                                    |
| <b>Error messages</b>     | N/A  |                                    |
| <b>Related commands</b>   | show ptp profile dot1as parent   |                                    |

## Show 802.1AS gPTP Profile and Parent Property

### Commands

**show ptp profile dot1as parent**

|                           |   |                                    |
|---------------------------|---|------------------------------------|
| <b>Syntax Description</b> | <b>ptp</b>  | Display PTP status and information |
|                           | <b>profile</b>  | PTP profile selection              |
|                           | <b>dot1as</b>   | 802.1AS profile                    |
|                           | <b>parent</b>   | PTP parent properties              |
| <b>Defaults</b>           | N/A   |                                    |
| <b>Command Modes</b>      | Privileged EXEC/User EXEC   |                                    |
| <b>Usage Guidelines</b>   | N/A   |                                    |
| <b>Examples</b>           | <pre>moxa# show ptp profile dot1as parent  802.1AS PARENT DATA SET Parent Clock:   Parent Clock Identity   : 00:90:E8:FF:FE:11:22:54   Parent Port Number     : 8 Grandmaster Clock:   Cumulative Rate Ratio  : 1.000000009 (+0 PPM)   Grandmaster Clock Identity : 00:90:E8:FF:FE:00:00:03   Grandmaster Clock Quality:     Class                 : 248     Accuracy               : 254     Priority1              : 100     Priority2              : 248</pre> |                                    |
| <b>Error messages</b>     | N/A   |                                    |
| <b>Related commands</b>   | N/A   |                                    |

## Show gPTP Port Profile

### Commands

**show ptp profile dot1as port** [<interface-type> <interface-id>]

|                           |   |  |
|---------------------------|---|--|
| <b>Syntax Description</b> | <b>ptp</b>  | Display PTP status and information                 |
|                           | <b>profile</b>  | PTP profile selection                              |
|                           | <b>dot1as</b>   | 802.1AS profile                                    |
|                           | <b>port</b>   | PTP port properties                                |
|                           | <interface-type>  | Ethernet (interface-type)                          |
|                           | <interface-id>  | Interface-id : <1-X>/<1-Y> Slot Number/Port Number |
| <b>Defaults</b>           | N/A   |  |
| <b>Command Modes</b>      | Privileged EXEC/User EXEC   |  |
| <b>Usage Guidelines</b>   | N/A   |  |
| <b>Examples</b>           | <pre>moxa# show ptp profile dot1as port Ethernet 1/1  802.1AS PORT DATA SET: Port Identity           : 00:90:E8:FF:FE:11:22:40-1 Port State              : MASTER Announce Interval(log) : 0 Announce Receipt Timeout : 3 Sync Interval(log)     : -3 Sync Receipt Timeout   : 3 Pdelay Req Interval(log) : 0 Neighbor Propagation Delay Threshold(ns): 800 Peer Mean Path Delay(ns) : 27 Neighbor Rate Ratio    : 0.999999998 (+0 PPM) Port 802.1AS Capable   : True</pre> |  |
| <b>Error messages</b>     | N/A   |  |
| <b>Related commands</b>   | N/A   |  |

## Enable/disable 802.1AS gPTP Function

### Commands

**ptp enable**

**ptp disable**

|                           |   |                               |
|---------------------------|---|-------------------------------|
| <b>Syntax Description</b> | <b>ptp</b>  | Configure the PTP parameters. |
|                           | <b>enable</b>   | Enable the PTP operation.     |
|                           | <b>disable</b>  | Disable the PTP operation.    |
| <b>Defaults</b>           | Enable  |                               |
| <b>Command Modes</b>      | Configuration   |                               |
| <b>Usage Guidelines</b>   | N/A   |                               |
| <b>Examples</b>           | moxa (config)# ptp enable<br>moxa (config)# ptp disable |                               |
| <b>Error messages</b>     | N/A   |                               |
| <b>Related commands</b>   | N/A   |                               |

## Configure 802.1AS gPTP Priority 1 and Priority 2

### Commands

**ptp profile dot1as priority1 <value>**

**no ptp profile dot1as priority1**

|                           |   |   |
|---------------------------|---|---|
| <b>Syntax Description</b> | <b>ptp/no ptp</b>   | Configure PTP parameters / Reset to default value |
|                           | <b>profile</b>  | PTP profile selection                             |
|                           | <b>dot1as</b>   | 802.1AS profile                                   |
|                           | <b>priority1</b>  | Priority 1 value used by the BMC algorithm        |
|                           | <value>   | 0~255   |
| <b>Defaults</b>           | 128   |   |
| <b>Command Modes</b>      | Configuration   |   |
| <b>Usage Guidelines</b>   | N/A   |   |
| <b>Examples</b>           | moxa(config)# ptp profile dot1as priority1 246<br>moxa(config)# no ptp profile dot1as priority1 |   |
| <b>Error messages</b>     | N/A   |   |
| <b>Related commands</b>   | N/A   |   |

### Commands

**ptp profile dot1as priority2 <value>**

**no ptp profile dot1as priority2**

|                           |   |  |
|---------------------------|---|--|
| <b>Syntax Description</b> | <b>no</b>   | Remove configuration/delete entry/reset to default value |
|                           | <b>ptp</b>  | Configure PTP parameters                                 |
|                           | <b>profile</b>  | PTP profile selection                                    |
|                           | <b>dot1as</b>   | 802.1AS profile  |
|                           | <b>priority2</b>  | Priority2 value used by the BMC algorithm                |
|                           | <value>   | 0~255  |
| <b>Defaults</b>           | 128   |  |
| <b>Command Modes</b>      | Configuration   |  |
| <b>Usage Guidelines</b>   | N/A   |  |
| <b>Examples</b>           | moxa(config)# ptp profile dot1as priority2 248<br>moxa(config)# no ptp profile dot1as priority2 |  |
| <b>Error messages</b>     | N/A   |  |
| <b>Related commands</b>   | N/A   |  |

## Configure 802.1AS gPTP Message Interval

### Commands

**ptp profile dot1as** <message> **interval** <value>

**no ptp profile dot1as** <message> **interval**

|                           |   |  |
|---------------------------|---|--|
| <b>Syntax Description</b> | <b>no</b>   | Remove configuration/delete entry/reset to default value |
|                           | <b>ptp</b>  | Configure PTP parameters                                 |
|                           | <b>profile</b>  | PTP profile selection                                    |
|                           | <b>dot1as</b>   | 802.1AS profile  |
|                           | <message>   | announce/sync/pdelay-req                                 |
|                           | <b>interval</b>   | Logarithmic message interval                             |
|                           | <value>   | Announce: 0~4<br>Sync: -3~5<br>Pdelay-req: -3~5          |
| <b>Defaults</b>           | N/A   |  |
| <b>Command Modes</b>      | Interface Configuration   |  |
| <b>Usage Guidelines</b>   | N/A   |  |
| <b>Examples</b>           | <pre>moxa(config)# interface Ethernet 1/1 moxa(config-if)# ptp profile dot1as announce interval 0 moxa(config-if)# no ptp profile dot1as announce interval moxa(config-if)# ptp profile dot1as sync interval -3 moxa(config-if)# no ptp profile dot1as sync interval moxa(config-if)# ptp profile dot1as pdelay-req interval 0 moxa(config-if)# no ptp profile dot1as pdelay-req interval</pre> |  |
| <b>Error messages</b>     | N/A   |  |
| <b>Related commands</b>   | N/A   |  |

## Configure 802.1AS gPTP Timeout

### Commands

**ptp profile dot1as** <message> **timeout** <value>

**no ptp profile dot1as** <message> **timeout**

|                           |   |  |
|---------------------------|---|--|
| <b>Syntax Description</b> | <b>no</b>   | Remove configuration/delete entry/reset to default value     |
|                           | <b>ptp</b>  | Configure PTP parameters                                     |
|                           | <b>profile</b>  | PTP profile selection  |
|                           | <b>dot1as</b>   | 802.1AS profile  |
|                           | <message>   | announce/sync  |
|                           | <b>timeout</b>  | Number of intervals without receiving corresponding message. |
|                           | <value>   | Announce: 2~10<br>Sync: 2~10                                 |
| <b>Defaults</b>           | N/A   |  |
| <b>Command Modes</b>      | Interface Configuration   |  |
| <b>Usage Guidelines</b>   | N/A   |  |
| <b>Examples</b>           | <pre>moxa(config)# interface Ethernet 1/1 moxa(config-if)# ptp profile dot1as announce timeout 3 moxa(config-if)# no ptp profile dot1as announce timeout moxa(config-if)# ptp profile dot1as sync timeout 3 moxa(config-if)# no ptp profile dot1as sync timeout</pre> |  |
| <b>Error messages</b>     | N/A   |  |
| <b>Related commands</b>   | N/A   |  |

## Configure 802.1AS gPTP Neighbor Propagation Delay Threshold

### Commands

**ptp profile dot1as neighbor-prop-delay-threshold** <value>

**no ptp profile dot1as neighbor-prop-delay-threshold**

|                           |   |  |
|---------------------------|---|--|
| <b>Syntax Description</b> | <b>no</b>   | Remove configuration/delete entry/reset to default value |
|                           | <b>ptp</b>  | Configure PTP parameters                                 |
|                           | <b>profile</b>  | PTP profile selection                                    |
|                           | <b>dot1as</b>   | 802.1AS profile  |
|                           | <b>neighbor-prop-delay-threshold</b><br><value>   | Neighbor propagation delay threshold<br>nanoseconds      |
| <b>Defaults</b>           | N/A   |  |
| <b>Command Modes</b>      | Interface Configuration   |  |
| <b>Usage Guidelines</b>   | N/A   |  |
| <b>Examples</b>           | moxa(config)# interface Ethernet 1/1<br>moxa(config-if)# ptp profile dot1as neighbor-prop-delay-threshold 800<br>moxa(config-if)# no ptp profile dot1as neighbor-prop-delay-threshold |  |
| <b>Error messages</b>     | N/A   |  |
| <b>Related commands</b>   | N/A   |  |

## Show IEEE1588 PTP Information

### Commands

**show ptp**

|                           |  |                                    |
|---------------------------|--|------------------------------------|
| <b>Syntax Description</b> | <b>ptp</b>   | Display PTP status and information |
|                           | <b>profile</b>   | PTP profile selection              |
| <b>Defaults</b>           | N/A  |                                    |
| <b>Command Modes</b>      | Privileged EXEC/User EXEC  |                                    |
| <b>Usage Guidelines</b>   | N/A  |                                    |
| <b>Examples</b>           | moxa# show ptp<br>PTP GLOBAL INFO:<br>PTP Status : Enabled<br>Current Profile : 1588v2 Default Profile<br>Offset From Master(ns): -7.0<br>Mean Path Delay(ns) : 79<br>Steps Removed : 2<br>Sync. Status : Locked<br>PTP Clock Time(TAI) : Wed Jan 01 01:09:20 2020 |                                    |
| <b>Error messages</b>     | N/A  |                                    |
| <b>Related commands</b>   | N/A  |                                    |

## Show IEEE1588 PTP Profile Default Clock

### Commands

**show ptp profile default clock**

|                           |  |                                    |
|---------------------------|--|------------------------------------|
| <b>Syntax Description</b> | <b>ptp</b>   | Display PTP status and information |
|                           | <b>profile</b>   | PTP profile selection              |
|                           | <b>default</b>   | Default profile                    |
|                           | <b>clock</b>   | PTP clock information              |
| <b>Defaults</b>           | N/A  |                                    |
| <b>Command Modes</b>      | Privileged EXEC/User EXEC  |                                    |
| <b>Usage Guidelines</b>   | N/A  |                                    |
| <b>Examples</b>           | <pre>moxa# show ptp profile default clock  1588v2 CLOCK DATA SET PTP Clock Type      : End-to-End Boundary Clock PTP Device Profile  : 1588v2 Default Profile Clock Identity      : Transport Type      : 802.3 Ethernet Clock Domain        : 0 Number of PTP Ports : 4 Priority1            : 128 Priority2            : 128 Clock Quality:   Class              : 248   Accuracy            : 254 Offset From Master(ns): 0 Mean Path Delay(ns) : 0 Steps Removed       : 0 Slave Port          : Sync. Status        : Unlocked PTP Clock Time(TAI) : Wed Jan 01 00:00:00 2020</pre> |                                    |
| <b>Error messages</b>     | N/A  |                                    |
| <b>Related commands</b>   | show ptp profile default parent  |                                    |

## Show IEEE1588 PTP Profile Default Parent Information

### Commands

**show ptp profile default parent**

|                           |  |                                    |
|---------------------------|--|------------------------------------|
| <b>Syntax Description</b> | <b>ptp</b>   | Display PTP status and information |
|                           | <b>profile</b>   | PTP profile selection              |
|                           | <b>default</b>   | Default profile                    |
|                           | <b>parent</b>  | PTP parent properties              |
| <b>Defaults</b>           | N/A  |                                    |
| <b>Command Modes</b>      | Privileged EXEC/User EXEC  |                                    |
| <b>Usage Guidelines</b>   | N/A  |                                    |
| <b>Examples</b>           | <pre>moxa# show ptp profile default parent  1588v2 PARENT DATA SET Parent Clock:   Parent Clock Identity : 0x70:C9:C6:FF:FE:96:34:80   Parent Port Number    : 1 Grandmaster Clock:   Grandmaster Clock Identity :   Grandmaster Clock Quality:     Class                : 248     Accuracy              : 254     Priority1             : 246     Priority2             : 248</pre> |                                    |
| <b>Error messages</b>     | N/A  |                                    |
| <b>Related commands</b>   | N/A  |                                    |

## Show IEEE1588 PTP Profile Default Port

### Commands

**show ptp profile default port** [<interface-type> <interface-id>]

|                           |   |  |
|---------------------------|---|--|
| <b>Syntax Description</b> | <b>ptp</b>  | Display the PTP status and information.            |
|                           | <b>profile</b>  | The PTP profile selection.                         |
|                           | <b>default</b>  | The Default profile.                               |
|                           | <b>port</b>   | The PTP port properties.                           |
|                           | <interface-type>  | Ethernet (interface-type)                          |
|                           | <interface-id>  | Interface-id : <1-X>/<1-Y> Slot Number/Port Number |
| <b>Defaults</b>           | N/A   |  |
| <b>Command Modes</b>      | Privileged EXEC/User EXEC   |  |
| <b>Usage Guidelines</b>   | N/A   |  |
| <b>Examples</b>           | moxa# show ptp profile default port Ethernet 1/1<br><br>PTP PORT DATASET:<br>Port Identity: 1ca0d3.ffffe.200600-1<br>Port State: Disabled<br>Announce Interval(log): 0<br>Announce Receipt Timeout: 3<br>Sync Interval(log): -3<br>Sync Receipt Timeout: 3<br>Pdelay Req Interval(log): 0<br>Neighbor Prop. Delay Threshold: 800<br>Delay Asymmetry: 0<br>Peer Mean Path Delay(ns): 0<br>Neighbor Rate Ratio: 1.000000000000<br>Port Default Capable: False |  |
| <b>Error messages</b>     | N/A   |  |
| <b>Related commands</b>   | N/A   |  |

## Enable/Disable IEEE1588 PTP Function

### Commands

**ptp enable**

**ptp disable**

|                           |   |                               |
|---------------------------|---|-------------------------------|
| <b>Syntax Description</b> | <b>ptp</b>  | Configure the PTP parameters. |
|                           | <b>enable</b>   | Enable the PTP operation.     |
|                           | <b>disable</b>  | Disable the PTP operation.    |
| <b>Defaults</b>           | Enable  |                               |
| <b>Command Modes</b>      | Configuration   |                               |
| <b>Usage Guidelines</b>   | N/A   |                               |
| <b>Examples</b>           | moxa(config)# ptp enable<br>moxa(config)# ptp disable |                               |
| <b>Error messages</b>     | N/A   |                               |
| <b>Related commands</b>   | N/A   |                               |

## Configure IEEE1588 PTP Profile Default Mode

### Commands

**ptp profile default mode** {boundary | transparent} **delay-mechanism** {e2e | p2p}

|                           |   |                          |
|---------------------------|---|--------------------------|
| <b>Syntax Description</b> | <b>ptp</b>  | Configure PTP parameters |
|                           | <b>profile</b>  | PTP profile selection    |
|                           | <b>default</b>  | Default profile          |
|                           | <b>mode</b>   | PTP clock mode           |
|                           | boundary  | Boundary clock           |
|                           | transparent   | Transparent clock        |
|                           | <b>delay-mechanism</b>  | Path delay mechanism     |
|                           | e2e   | End-to-End               |
|                           | p2p   | Peer-to-Peer             |
| <b>Defaults</b>           | End-to-End boundary clock   |                          |
| <b>Command Modes</b>      | Configuration   |                          |
| <b>Usage Guidelines</b>   | N/A   |                          |
| <b>Examples</b>           | moxa(config)# ptp profile default mode boundary delay-mechanism e2e |                          |
| <b>Error messages</b>     | N/A   |                          |
| <b>Related commands</b>   | N/A   |                          |

## Configure IEEE1588 PTP Profile Default Priority1

### Commands

**ptp profile default priority1** <value>

**no ptp profile default priority1**

|                           |   |   |
|---------------------------|---|---|
| <b>Syntax Description</b> | <b>no</b>   | Remove configuration/delete entry/reset to default value. |
|                           | <b>ptp</b>  | Configure the PTP parameters.                             |
|                           | <b>profile</b>  | The PTP profile selection.                                |
|                           | <b>default</b>  | The Default profile.                                      |
|                           | <b>priority1</b>  | Priority 1 value used by the BMC algorithm                |
|                           | <value>   | 0 to 255  |
| <b>Defaults</b>           | 128   |   |
| <b>Command Modes</b>      | Configuration   |   |
| <b>Usage Guidelines</b>   | N/A   |   |
| <b>Examples</b>           | moxa(config)# ptp profile default priority1 128<br>moxa(config)# no ptp profile default priority1 |   |
| <b>Error messages</b>     | N/A   |   |
| <b>Related commands</b>   | N/A   |   |



## Configure IEEE1588 PTP Profile Default Priority2

### Commands

**ptp profile default priority2** <value>

**no ptp profile default priority2**

|                           |   |   |
|---------------------------|---|---|
| <b>Syntax Description</b> | <b>no</b>   | Remove configuration/delete entry/reset to default value. |
|                           | <b>ptp/no ptp</b>   | Configure the PTP parameters.                             |
|                           | <b>profile</b>  | The PTP profile selection.                                |
|                           | <b>default</b>  | The Default profile.                                      |
|                           | <b>priority2</b>  | Priority2 value used by the BMC algorithm                 |
|                           | <value>   | 0 to 255  |
| <b>Defaults</b>           | 128   |   |
| <b>Command Modes</b>      | Configuration   |   |
| <b>Usage Guidelines</b>   | N/A   |   |
| <b>Examples</b>           | moxa(config)# ptp profile default priority2 128<br>moxa(config)# no ptp profile default priority2 |   |
| <b>Error messages</b>     | N/A   |   |
| <b>Related commands</b>   | N/A   |   |

## Configure IEEE1588 PTP Profile Default Delay Mechanism

### Commands

**ptp profile default delay-mechanism** { e2e | p2p }

|                           |   |   |
|---------------------------|---|---|
| <b>Syntax Description</b> | <b>no</b>   | Remove configuration/delete entry/reset to default value. |
|                           | <b>pt</b>   | Configure the PTP parameters.                             |
|                           | <b>profile</b>                                      | The PTP profile selection.                                |
|                           | <b>default</b>                                      | The Default profile.                                      |
|                           | <b>delay-mechanism</b>                              | Propagation delay mechanism configuration                 |
|                           | e2e   | The end-to-end delay mechanism.                           |
| p2p                       | The peer-to-peer delay mechanism.                   |   |
| <b>Defaults</b>           | 1   |   |
| <b>Command Modes</b>      | Configuration                                       |   |
| <b>Usage Guidelines</b>   | N/A   |   |
| <b>Examples</b>           | moxa(config)# ptp profile default delay mechanism 1 |   |
| <b>Error messages</b>     | N/A   |   |
| <b>Related commands</b>   | N/A   |   |

## Configure IEEE1588 PTP Profile Default Domain

### Commands

**ptp profile default domain** <domain-number>

**no ptp profile default domain**

|                           |  |   |
|---------------------------|--|---|
| <b>Syntax Description</b> | <b>no</b>                                  | Remove configuration/delete entry/reset to default value. |
|                           | <b>ptp</b>                                 | Configure the PTP parameters.                             |
|                           | <b>profile</b>                             | The PTP profile selection.                                |
|                           | <b>default</b>                             | The Default profile.                                      |
|                           | <b>domain</b>                              | The PTP Domain related configuration.                     |
|                           | <domain-number>                            | 0 to 255  |
| <b>Defaults</b>           | 0  |   |
| <b>Command Modes</b>      | Configuration                              |   |
| <b>Usage Guidelines</b>   | N/A  |   |
| <b>Examples</b>           | moxa(config)# ptp profile default domain 0 |   |
| <b>Error messages</b>     | N/A  |   |
| <b>Related commands</b>   | N/A  |   |

## Configure IEEE1588 PTP Profile Default Network-Transport

### Commands

**ptp profile default network-transport** { ethernet | ipv4 }

|                           |   |  |
|---------------------------|---|--|
| <b>Syntax Description</b> | <b>ptp</b>  | Configure the PTP parameters.                    |
|                           | <b>profile</b>  | The PTP profile selection.                       |
|                           | <b>default</b>  | The Default profile.                             |
|                           | <b>network-transport</b>                                  | PTP network transport type related configuration |
|                           | ethernet  | Layer 2 Transmission                             |
|                           | ipv4  | UDP Internet Protocol version4                   |
| <b>Defaults</b>           | 802.3   |  |
| <b>Command Modes</b>      | Configuration   |  |
| <b>Usage Guidelines</b>   | N/A   |  |
| <b>Examples</b>           | moxa(config)# ptp profile default network-transport 802.3 |  |
| <b>Error messages</b>     | N/A   |  |
| <b>Related commands</b>   | N/A   |  |

## Configure IEEE1588 PTP Profile Default

### Commands

**ptp profile default**

**no ptp profile default**

|                           |  |   |
|---------------------------|--|---|
| <b>Syntax Description</b> | <b>no</b>  | Remove configuration/delete entry/reset to default value. |
|                           | <b>ptp</b>   | Configure the PTP parameters.                             |
|                           | <b>profile</b>   | The PTP profile selection.                                |
|                           | <b>default</b>   | The Default profile.                                      |
| <b>Defaults</b>           | N/A  |   |
| <b>Command Modes</b>      | Interface Configuration  |   |
| <b>Usage Guidelines</b>   | N/A  |   |
| <b>Examples</b>           | moxa(config)# interface Ethernet 1/1<br>/* Enable port ptp */<br>moxa(config-if)# ptp profile default<br>/* Disable port ptp */<br>moxa(config-if)# no ptp profile default |   |
| <b>Error messages</b>     | N/A  |   |
| <b>Related commands</b>   | N/A  |   |

## Configure IEEE1588 PTP Profile Default Announcement Interval

### Commands

**ptp profile default announce interval** <value>

**no ptp profile default announce interval**

|                           |  |   |
|---------------------------|--|---|
| <b>Syntax Description</b> | <b>no</b>  | Remove configuration/delete entry/reset to default value. |
|                           | <b>ptp</b>   | Configure the PTP parameters.                             |
|                           | <b>profile</b>   | The PTP profile selection.                                |
|                           | <b>default</b>   | The Default profile.                                      |
|                           | <b>announce</b>  | Announce message related configuration                    |
|                           | <b>interval</b>  | Logarithmic message interval                              |
|                           | <value>  | Announce: 0 to 4  |
| <b>Defaults</b>           | N/A  |   |
| <b>Command Modes</b>      | Interface Configuration  |   |
| <b>Usage Guidelines</b>   | N/A  |   |
| <b>Examples</b>           | moxa (config)# interface Ethernet 1/1<br>moxa (config-if)# ptp profile default announce interval 0<br>moxa (config-if)# no ptp profile default announce interval |   |
| <b>Error messages</b>     | N/A  |   |

## Configure IEEE1588 PTP Profile Default Synchronization Interval

### Commands

**ptp profile default sync interval** <value>

**no ptp profile default sync interval**

|                           |  |   |
|---------------------------|--|---|
| <b>Syntax Description</b> | <b>no</b>  | Remove configuration/delete entry/reset to default value. |
|                           | <b>ptp</b>   | Configure the PTP parameters.                             |
|                           | <b>profile</b>   | The PTP profile selection.                                |
|                           | <b>default</b>   | Default profile.  |
|                           | <b>sync</b>  | Sync message related configuration.                       |
|                           | <b>interval</b>  | Logarithmic message interval.                             |
|                           | <value>  | Sync: -3 to 5   |
| <b>Defaults</b>           | N/A  |   |
| <b>Command Modes</b>      | Interface Configuration  |   |
| <b>Usage Guidelines</b>   | N/A  |   |
| <b>Examples</b>           | moxa(config)# interface Ethernet 1/1<br>moxa(config-if)# ptp profile default sync interval -3<br>moxa(config-if)# no ptp profile default sync interval |   |
| <b>Error messages</b>     | N/A  |   |
| <b>Related commands</b>   | N/A  |   |

## Configure IEEE1588 PTP Profile Default Delay Request Interval

### Commands

**ptp profile default delay-req interval** <value>

**no ptp profile default delay-req interval**

|                           |   |   |
|---------------------------|---|---|
| <b>Syntax Description</b> | <b>no</b>   | Remove configuration/delete entry/reset to default value. |
|                           | <b>ptp</b>  | Configure the PTP parameters.                             |
|                           | <b>profile</b>  | The PTP profile selection.                                |
|                           | <b>default</b>  | The Default profile.                                      |
|                           | <b>delay-req</b>  | Delay request related configuration                       |
|                           | <b>interval</b>   | Logarithmic message interval                              |
|                           | <value>   | Delay-req: 0 to 5   |
| <b>Defaults</b>           | N/A   |   |
| <b>Command Modes</b>      | Interface Configuration   |   |
| <b>Usage Guidelines</b>   | N/A   |   |
| <b>Examples</b>           | moxa(config)# interface Ethernet 1/1<br>moxa(config-if)# ptp profile default delay-req interval 0<br>moxa(config-if)# no ptp profile default delay-req interval |   |
| <b>Error messages</b>     | N/A   |   |
| <b>Related commands</b>   | N/A   |   |

## Configure IEEE1588 PTP Profile Default Pdelay Request Interval

### Commands

**ptp profile default pdelay-req interval** <value>

**no ptp profile default pdelay-req interval**

|                           |   |   |
|---------------------------|---|---|
| <b>Syntax Description</b> | <b>no</b>   | Remove configuration/delete entry/reset to default value. |
|                           | <b>ptp</b>  | Configure the PTP parameters.                             |
|                           | <b>profile</b>  | The PTP profile selection.                                |
|                           | <b>default</b>  | The Default profile.                                      |
|                           | <b>pdelay-req</b>   | Pdelay request related configuration                      |
|                           | <b>interval</b>   | Logarithmic message interval                              |
|                           | <value>   | Pdelay-req: 0 to 5.                                       |
| <b>Defaults</b>           | N/A   |   |
| <b>Command Modes</b>      | Interface Configuration   |   |
| <b>Usage Guidelines</b>   | N/A   |   |
| <b>Examples</b>           | moxa(config)# interface Ethernet 1/1<br>moxa(config-if)# ptp profile default pdelay-req interval 0<br>moxa(config-if)# no ptp profile default pdelay-req interval |   |
| <b>Error messages</b>     | N/A   |   |
| <b>Related commands</b>   | N/A   |   |

## Configure IEEE1588 PTP Profile Default Announcement Timeout

### Commands

**ptp profile default announce timeout** <value>

**no ptp profile default announce timeout**

|                           |   |  |
|---------------------------|---|--|
| <b>Syntax Description</b> | <b>no</b>   | Remove configuration/delete entry/reset to default value.                                    |
|                           | <b>ptp</b>  | Configure the PTP parameters.  |
|                           | <b>profile</b>  | The PTP profile selection.   |
|                           | <b>default</b>  | The Default profile.   |
|                           | <b>announce</b>   | announce   |
|                           | <b>timeout</b>  | Number of intervals without receiving corresponding message.<br><value><br>Announce: 2 to 10 |
| <b>Defaults</b>           | N/A   |  |
| <b>Command Modes</b>      | Interface Configuration   |  |
| <b>Usage Guidelines</b>   | N/A   |  |
| <b>Examples</b>           | moxa(config)# interface Ethernet 1/1<br>moxa(config-if)# ptp profile default announce timeout 3<br>moxa(config-if)# no ptp profile default announce timeout |  |
| <b>Error messages</b>     | N/A   |  |
| <b>Related commands</b>   | N/A   |  |

## Port

### Port Interface

#### Port Setting

#### Show Interface Status

### Commands

**show interface status**

|                           |                             |                                 |        |          |             |            |
|---------------------------|-----------------------------|---------------------------------|--------|----------|-------------|------------|
| <b>Syntax Description</b> | <b>show</b>                 | Show running system information |        |          |             |            |
|                           | <b>interface</b>            | Display interface information   |        |          |             |            |
|                           | <b>status</b>               | The status of the interface     |        |          |             |            |
| <b>Defaults</b>           | N/A                         |                                 |        |          |             |            |
| <b>Command Modes</b>      | Privileged EXEC             |                                 |        |          |             |            |
| <b>Usage Guidelines</b>   | N/A                         |                                 |        |          |             |            |
| <b>Examples</b>           | moxa# show interface status |                                 |        |          |             |            |
|                           | Port                        | Status                          | Duplex | Speed    | Negotiation | MDI/MDIX   |
|                           | ----                        | -----                           | -----  | -----    | -----       | -----      |
|                           | Eth1/1                      | connected                       | Full   | 100 Mbps | Auto        | MDIX(Auto) |
|                           | Eth1/2                      | not connected                   | -      | -        | Auto        |            |
|                           | Eth1/3                      | not connected                   | -      | -        | Auto        |            |
|                           | Eth1/4                      | not connected                   | -      | -        | Auto        |            |
|                           | Eth1/5                      | not connected                   | -      | -        | Auto        |            |
|                           | Eth1/6                      | not connected                   | -      | -        | Auto        |            |
|                           | Eth1/7                      | not connected                   | -      | -        | Auto        |            |
|                           | Eth1/8                      | not connected                   | -      | -        | Auto        |            |
|                           | moxa#                       |                                 |        |          |             |            |
| <b>Error Messages</b>     | N/A                         |                                 |        |          |             |            |
| <b>Related Commands</b>   | N/A                         |                                 |        |          |             |            |

## Show Interface Type and ID

### Commands

**show interfaces** [<interface-type> <interface-id> ]

**show interfaces** [{ [<interface-type> <interface-id>] [{ description | storm-control | status }]]

|                           |  |   |
|---------------------------|--|---|
| <b>Syntax Description</b> | <b>show</b>  | Display configuration/statistics/general  |
|                           | <b>interfaces</b>  | Display interface information   |
|                           | interface-type   | The Ethernet type   |
|                           | interface-id   | The slot number/port number   |
|                           | description  | Description about the interface   |
|                           | storm-control  | Broadcast, multicast, and unicast storm control suppression levels for an interface |
|                           | status   | The status of the interface   |
| <b>Defaults</b>           | N/A  |   |
| <b>Command Modes</b>      | Privileged EXEC  |   |
| <b>Usage Guidelines</b>   | N/A  |   |
| <b>Examples</b>           | <pre>moxa# show interfaces ethernet 1/1 Eth1 admin up, oper status is up (connected) Interface SubType: gigabitEthernet Interface Alias: Slot1 Media Type: 1000Combo. Hardware Address is 00:90:E8:11:22:32 MTU :1522 bytes Duplex: Full duplex Speed: 100 Mbps Negotiation: Auto Negotiation MDI/MDIX: MDIX(Auto) Port State: Forwarding Reception Counters Octets : 71652 Packets : 933 Unicast Packets : 504 Multicast Packets : 313 Broadcast Packets : 116 Discarded Packets : 0 CRC Errors : 0 Undersize Packets : 0 Oversize Packets : 0 Transmission Counters Octets : 59783 Packets : 866 Unicast Packets : 443 Multicast Packets : 423 Broadcast Packets : 0 moxa#</pre> |   |
| <b>Error Messages</b>     | N/A  |   |
| <b>Related Commands</b>   | N/A  |   |

## Show Interface Description

### Commands

**show interface description**

|                           |  |  |
|---------------------------|--|--|
| <b>Syntax Description</b> | <b>show</b>  | Display configuration/statistics/general information |
|                           | <b>interface</b>   | Display interface information                        |
|                           | <b>description</b>   | Description about the interface                      |
| <b>Defaults</b>           | N/A  |  |
| <b>Command Modes</b>      | Privileged EXEC  |  |
| <b>Usage Guidelines</b>   | N/A  |  |
| <b>Examples</b>           | moxa# show interface description<br>Interface AdminStatus OperStatus Description<br>-----<br>Eth1/1 up up<br>Eth1/2 up down<br>Eth1/3 up down<br>Eth1/4 up down<br>Eth1/5 up down<br>Eth1/6 up down<br>Eth1/7 up down<br>Eth1/8 up down<br>moxa# |  |
| <b>Error Messages</b>     | N/A  |  |
| <b>Related Commands</b>   | N/A  |  |

## Configure Shutdown Settings

### Commands

**shutdown**

**no shutdown**

|                           |   |  |
|---------------------------|---|--|
| <b>Syntax Description</b> | <b>no</b>   | Remove configuration/delete entry/reset to default value |
|                           | <b>shutdown</b>   | Configure shutdown parameters                            |
| <b>Defaults</b>           | Physical ports are enabled by default   |  |
| <b>Command Modes</b>      | Interface Configuration   |  |
| <b>Usage Guidelines</b>   | N/A   |  |
| <b>Examples</b>           | moxa# config<br>moxa(config)# interface ethernet 1/1<br>moxa(config-if)# shutdown |  |
| <b>Error Messages</b>     | N/A   |  |
| <b>Related Commands</b>   | N/A   |  |

## Configure Description Settings

### Commands

**description** <description of this interface>

**no description**

|                           |  |  |
|---------------------------|--|--|
| <b>Syntax Description</b> | <b>no</b>  | Remove configuration/delete entry/reset to default value |
|                           | <b>description</b>   | Configure description parameters                         |
|                           | description of this interface  | The description of the interface                         |
| <b>Defaults</b>           | Empty string   |  |
| <b>Command Modes</b>      | Interface Configuration  |  |
| <b>Usage Guidelines</b>   | N/A  |  |
| <b>Examples</b>           | moxa(config-if)# description moxa  |  |
| <b>Error Messages</b>     | % Port Setting: Invalid: data.portTable[0].description must be shorter than or equal to 127 characters |  |
| <b>Related Commands</b>   | N/A  |  |

## Configure Duplex Settings

### Commands

**duplex** { full | half }

|                           |  |                                  |
|---------------------------|--|----------------------------------|
| <b>Syntax Description</b> | <b>duplex</b>  | Configure duplex parameters      |
|                           | full   | Set the port to full-duplex mode |
|                           | half   | Set the port to half-duplex mode |
| <b>Defaults</b>           | The port is full-duplex without auto-negotiation by default  |                                  |
| <b>Command Modes</b>      | Interface Configuration  |                                  |
| <b>Usage Guidelines</b>   | If the port is a combo port, the port duplex configuration is only effective on the copper interface.  |                                  |
| <b>Examples</b>           | moxa(config-if)# no auto-negotiation<br>moxa(config-if)# duplex full   |                                  |
| <b>Error Messages</b>     | % Port Setting: Invalid: Fiber port can only be configured to full duplex/auto-mdix.<br>% Port Setting: Invalid: Speed, Duplex and MDI/MDIX can only be configured when the port exists. |                                  |
| <b>Related Commands</b>   | speed { 10   100 }   |                                  |



## Configure Speed Settings

### Commands

**speed** { 10 | 100 }

|                           |  |                                 |
|---------------------------|--|---------------------------------|
| <b>Syntax Description</b> | <b>speed</b>   | Configure port speed parameters |
|                           | 10   | Set the port to run at 10 Mbps  |
|                           | 100  | Set the port to run at 100 Mbps |
| <b>Defaults</b>           | The port is set to 100 Mbps by default if auto-negotiation is disabled on the port   |                                 |
| <b>Command Modes</b>      | Interface Configuration  |                                 |
| <b>Usage Guidelines</b>   | If the port is a combo port, the speed configuration is only effective on the copper interface.  |                                 |
| <b>Examples</b>           | moxa(config-if)# no auto-negotiation<br>moxa(config-if)# speed 100   |                                 |
| <b>Error Messages</b>     | % Port Setting: Invalid: Speed cannot configure a speed which is over the ability of the port.<br>% Port Setting: Invalid: If a speed is equal to or faster than 10G, the port cannot configure autoNego/duplex/speed.<br>% Port Setting: Invalid: Speed, Duplex and MDI/MDIX can only be configured when the port exists. |                                 |
| <b>Related Commands</b>   | duplex { full   half }   |                                 |

## Configure MDIX Setting

### Commands

**mdix** { auto | mdi | mdix }

|                           |  |  |
|---------------------------|--|--|
| <b>Syntax Description</b> | <b>mdix</b>  | Configure MDI/MDIX parameters          |
|                           | auto   | Set the port as an auto-crossover port |
|                           | mdi  | Set the port as an MDI port            |
|                           | mdix   | Set the port as an MDIX port           |
| <b>Defaults</b>           | Auto-crossover is enabled by default   |  |
| <b>Command Modes</b>      | Interface Configuration  |  |
| <b>Usage Guidelines</b>   | If the port is a combo port, the mdix configuration is only effective on the copper interface.   |  |
| <b>Examples</b>           | moxa(config-if)# mdix auto   |  |
| <b>Error Messages</b>     | % Port Setting: Invalid: Fiber port can only be configured to full duplex/auto-mdix.<br>% Port Setting: Invalid: Speed, Duplex and MDI/MDIX can only be configured when the port exists. |  |
| <b>Related Commands</b>   | N/A  |  |

## Link Aggregation

### Configure Interface Port Channel

#### Commands

**interface port-channel** <port-channel-id>

**no interface port-channel** [<port-channel-id>]

|                           |  |  |
|---------------------------|--|--|
| <b>Syntax Description</b> | <b>no</b>  | Remove configuration/delete entry/reset to default value |
|                           | <b>interface</b>   | Configure interface parameters                           |
|                           | <b>port-channel</b>  | The port-channel interface                               |
|                           | port-channel-id  | Port channel ID, the range is from 1 to (total port/2).  |
| <b>Defaults</b>           | N/A  |  |
| <b>Command Modes</b>      | Global Configuration Mode  |  |
| <b>Usage Guidelines</b>   | N/A  |  |
| <b>Examples</b>           | moxa# configure terminal<br>moxa(config)# interface port-channel 10<br>moxa(config-if)# no shutdown<br>moxa(config-if)# exit<br>moxa(config)# no interface port-channel 10                                       |  |
| <b>Error Messages</b>     | 'Invalid: Link Aggregation/Port-Channel group is out of range.'<br>'Invalid: Port channel should be activated before setting the selection policy configuration.'<br>'Invalid: The port-channel does not exist.' |  |
| <b>Related Commands</b>   | show port-channel load-balance   |  |

### Configure Port Channel Shutdown Settings

#### Commands

**shutdown**

**no shutdown**

|                           |  |  |
|---------------------------|--|--|
| <b>Syntax Description</b> | <b>no</b>  | Remove configuration/delete entry/reset to default value |
|                           | <b>shutdown</b>  | Shut down the port-channel                               |
| <b>Defaults</b>           | N/A  |  |
| <b>Command Modes</b>      | port channel Interface Mode  |  |
| <b>Usage Guidelines</b>   | N/A  |  |
| <b>Examples</b>           | moxa# configure terminal<br>moxa(config)# interface port-channel 10<br>moxa(config-if)# no shutdown<br>moxa(config-if)# shutdown |  |
| <b>Error Messages</b>     | N/A  |  |
| <b>Related Commands</b>   | show port-channel port   |  |

## Show Link Aggregation Information

### Commands

**show port-channel** [<port-channel-id>] [{ summary }]

|                           |   |  |
|---------------------------|---|--|
| <b>Syntax Description</b> | <b>show</b>                                 | Display configuration / status information |
|                           | <b>port-channel</b>                         | Display port-channel information           |
|                           | port-channel-id                             | Display channel group information          |
|                           | summary                                     | Display summary per channel group          |
| <b>Defaults</b>           | N/A   |  |
| <b>Command Modes</b>      | User EXEC<br>Privileged EXEC                |  |
| <b>Usage Guidelines</b>   | N/A   |  |
| <b>Examples</b>           | moxa# show port-channel 10 summary          |  |
| <b>Error Messages</b>     | 'Invalid: The port-channel does not exist.' |  |
| <b>Related Commands</b>   | interface port-channel                      |  |

## Layer 2 Switching

### VLAN

#### IEEE 802.1Q

### Show VLAN Interface Status

#### Commands

**show vlan**

|                           |   |  |
|---------------------------|---|--|
| <b>Syntax Description</b> | <b>show</b>   | Display configuration/statistics/general information |
|                           | <b>vlan</b>   | Display the VLAN interface status                    |
| <b>Defaults</b>           | N/A   |  |
| <b>Command Modes</b>      | Privileged EXEC/ User EXEC  |  |
| <b>Usage Guidelines</b>   | N/A   |  |
| <b>Examples</b>           | moxa# show vlan<br><br>vlan database<br>-----<br>vlan ID : 1<br>Member Ports : Eth1/1, Eth1/2, Eth1/3, Eth1/4, Eth2/1, Eth2/2<br>Eth2/3, Eth2/4, Eth3/1, Eth3/2, Eth3/3, Eth3/4<br>Eth4/1, Eth4/2, Eth4/3, Eth4/4, Eth5/1, Eth5/2<br>Eth5/3, Eth5/4, Eth6/1, Eth6/2, Eth6/3, Eth6/4<br>Eth7/1, Eth7/2, Eth7/3, Eth7/4<br>Untagged Ports : Eth1/1, Eth1/2, Eth1/3, Eth1/4, Eth2/1, Eth2/2<br>Eth2/3, Eth2/4, Eth3/1, Eth3/2, Eth3/3, Eth3/4<br>Eth4/1, Eth4/2, Eth4/3, Eth4/4, Eth5/1, Eth5/2<br>Eth5/3, Eth5/4, Eth6/1, Eth6/2, Eth6/3, Eth6/4<br>Eth7/1, Eth7/2, Eth7/3, Eth7/4<br>----- |  |
| <b>Error Messages</b>     | N/A   |  |
| <b>Related Commands</b>   | vlan <vlan-id><br>ports add <interface-type> <1/a-b> untagged <interface-type> <1/a-b> forbidden<br><interface-type> <1/a-b><br>vlan active<br>vlan name  |  |



## Show VLAN Port Configuration

### Commands

**show vlan port config port** [port {port-channel <integer> | < interface-type > < interface-id> }]

|                           |   |   |
|---------------------------|---|---|
| <b>Syntax Description</b> | <b>show</b>   | Display configuration/statistics/general information                    |
|                           | <b>vlan</b>   | Display VLAN interface status   |
|                           | <b>port</b>   | The port interface  |
|                           | <b>config</b>   | The port's configuration  |
|                           | <b>port</b>   | The port interface  |
|                           | port-channel<br><integer>   | The port channel ID<br>This number is the max number of trunk group IDs |
|                           | interface-type  | The Ethernet type   |
|                           | interface-id integer  | The interface ID: slot number/port number                               |
| <b>Defaults</b>           | N/A   |   |
| <b>Command Modes</b>      | Privileged EXEC/ User EXEC  |   |
| <b>Usage Guidelines</b>   | N/A   |   |
| <b>Examples</b>           | <pre>moxa# show vlan port config port eth 1/1  Vlan Port configuration table ----- Port Eth1/1 Port Vlan ID           : 1 Port Acceptable Frame Type : Admit Only Untagged and Priority Tagged Port Ingress Filtering  : Enabled Port Mode               : Access -----</pre> |   |
| <b>Error Messages</b>     | N/A   |   |
| <b>Related Commands</b>   | <pre>switchport pvid switchport acceptable-frame-type switchport mode</pre>   |   |

## Show MAC Address Table for Dynamic Unicast

### Commands

**show mac-address-table dynamic unicast** [vlan <vlan-range>] [address <aa:aa:aa:aa:aa:aa>]  
 [interface {port-channel <integer> | <interface-type> <interface-id> }]

| <b>Syntax Description</b> | <b>show</b>  | Display configuration/statistics/general information  |              |             |      |              |       |   |                   |        |  |        |   |                   |        |  |        |   |                   |        |  |        |
|---------------------------|--|---|--------------|-------------|------|--------------|-------|---|-------------------|--------|--|--------|---|-------------------|--------|--|--------|---|-------------------|--------|--|--------|
|                           | <b>mac-address-table</b>   | Display MAC address information   |              |             |      |              |       |   |                   |        |  |        |   |                   |        |  |        |   |                   |        |  |        |
|                           | <b>dynamic</b>   | Display dynamically learned MAC addresses   |              |             |      |              |       |   |                   |        |  |        |   |                   |        |  |        |   |                   |        |  |        |
|                           | <b>unicast</b>   | The unicast MAC addresses   |              |             |      |              |       |   |                   |        |  |        |   |                   |        |  |        |   |                   |        |  |        |
|                           | vlan   | The VLAN interface  |              |             |      |              |       |   |                   |        |  |        |   |                   |        |  |        |   |                   |        |  |        |
|                           | vlan-range   | The VLAN ID range for which the details will be displayed. This value ranges from 1 to 4094. For example, 4000-4010 will show information for those VLAN IDs. |              |             |      |              |       |   |                   |        |  |        |   |                   |        |  |        |   |                   |        |  |        |
|                           | interface-type<br>port-channel   | The Ethernet type<br>The port-channel   |              |             |      |              |       |   |                   |        |  |        |   |                   |        |  |        |   |                   |        |  |        |
|                           | interface-id   | The slot number/port number   |              |             |      |              |       |   |                   |        |  |        |   |                   |        |  |        |   |                   |        |  |        |
| <b>Defaults</b>           | N/A  |   |              |             |      |              |       |   |                   |        |  |        |   |                   |        |  |        |   |                   |        |  |        |
| <b>Command Modes</b>      | Privileged EXEC/User EXEC  |   |              |             |      |              |       |   |                   |        |  |        |   |                   |        |  |        |   |                   |        |  |        |
| <b>Usage Guidelines</b>   | N/A  |   |              |             |      |              |       |   |                   |        |  |        |   |                   |        |  |        |   |                   |        |  |        |
| <b>Examples</b>           | <pre>moxa# show mac-address-table dynamic unicast</pre> <table border="1"> <thead> <tr> <th>vlan</th> <th>Mac Address</th> <th>Type</th> <th>ConnectionId</th> <th>Ports</th> </tr> </thead> <tbody> <tr> <td>1</td> <td>00:00:5e:00:01:02</td> <td>Learnt</td> <td></td> <td>Eth1/3</td> </tr> <tr> <td>1</td> <td>00:05:1b:a1:ae:62</td> <td>Learnt</td> <td></td> <td>Eth1/3</td> </tr> <tr> <td>1</td> <td>00:0c:29:9b:83:e9</td> <td>Learnt</td> <td></td> <td>Eth1/3</td> </tr> </tbody> </table> <p>Total Mac Addresses displayed: 44</p> |   | vlan         | Mac Address | Type | ConnectionId | Ports | 1 | 00:00:5e:00:01:02 | Learnt |  | Eth1/3 | 1 | 00:05:1b:a1:ae:62 | Learnt |  | Eth1/3 | 1 | 00:0c:29:9b:83:e9 | Learnt |  | Eth1/3 |
| vlan                      | Mac Address  | Type  | ConnectionId | Ports       |      |              |       |   |                   |        |  |        |   |                   |        |  |        |   |                   |        |  |        |
| 1                         | 00:00:5e:00:01:02  | Learnt  |              | Eth1/3      |      |              |       |   |                   |        |  |        |   |                   |        |  |        |   |                   |        |  |        |
| 1                         | 00:05:1b:a1:ae:62  | Learnt  |              | Eth1/3      |      |              |       |   |                   |        |  |        |   |                   |        |  |        |   |                   |        |  |        |
| 1                         | 00:0c:29:9b:83:e9  | Learnt  |              | Eth1/3      |      |              |       |   |                   |        |  |        |   |                   |        |  |        |   |                   |        |  |        |
| <b>Error Messages</b>     | N/A  |   |              |             |      |              |       |   |                   |        |  |        |   |                   |        |  |        |   |                   |        |  |        |
| <b>Related Commands</b>   | mac-address-table  |   |              |             |      |              |       |   |                   |        |  |        |   |                   |        |  |        |   |                   |        |  |        |

## Show MAC Address Table for Static Multicast and Unicast

### Commands

**show mac-address-table static multicast** [vlan <vlan-range>] [address <aa:aa:aa:aa:aa:aa>] [interface {port-channel <integer> | <interface-type> <interface-id> }]

**show mac-address-table static unicast** [vlan <vlan-range>] [address <aa:aa:aa:aa:aa:aa>] [interface {port-channel <integer> | <interface-type> <interface-id> }]

|                           |  |   |
|---------------------------|--|---|
| <b>Syntax Description</b> | <b>show</b>  | Display configuration/statistics/general information  |
|                           | <b>mac-address-table</b>   | Display MAC address information   |
|                           | <b>static</b>  | Static entry  |
|                           | <b>multicast</b>   | The multicast MAC address   |
|                           | <b>unicast</b>   | The unicast MAC address   |
|                           | vlan   | The VLAN interface  |
|                           | vlan-range   | The VLAN ID range for which the details will be displayed. This value ranges from 1 to 4094. For example, 4000-4010 will show information for those VLAN IDs. |
|                           | interface-type<br>port-channel   | The Ethernet type<br>The port-channel   |
|                           | interface-id   | The slot number/port number   |
| <b>Defaults</b>           | N/A  |   |
| <b>Command Modes</b>      | Privileged EXEC/ User EXEC   |   |
| <b>Usage Guidelines</b>   | N/A  |   |
| <b>Examples</b>           | <pre> moxa# show mac-address-table static multicast vlan 1  Static Multicast Table ----- Vlan          : 1 Mac Address   : 01:00:00:00:11:22 Member Ports  : Eth1/1 ----- Vlan          : 1 Mac Address   : 01:00:00:11:22:33 Member Ports  : Eth1/1, Eth1/2, Eth1/3, Eth1/4, Eth1/5, Eth1/6                 Eth1/7, Eth1/8 -----  Total Mac Addresses displayed: 2  moxa# show mac-address-table static unicast  VLAN  MAC Address      Type  Ports ----  - 1     02:99:55:23:85:46  Static Eth1/3  Total Mac Addresses displayed: 1 </pre> |   |
| <b>Error Messages</b>     | N/A  |   |
| <b>Related Commands</b>   | mac-address-table  |   |

## Show VLAN Management

### Commands

**show management vlan**

|                           |  |  |
|---------------------------|--|--|
| <b>Syntax Description</b> | <b>show</b>  | Display configuration/statistics/general information |
|                           | <b>management</b>  | Display Management VLAN information                  |
|                           | <b>vlan</b>  | The VLAN interface                                   |
| <b>Defaults</b>           | N/A  |  |
| <b>Command Modes</b>      | Privileged EXEC/ User EXEC   |  |
| <b>Usage Guidelines</b>   | N/A  |  |
| <b>Examples</b>           | <pre>moxa# show management vlan</pre> <p>Management VLAN-List<br/>1,2, .....</p> |  |
| <b>Error Messages</b>     | N/A  |  |
| <b>Related Commands</b>   | Management vlan<br>No management vlan  |  |

## Create/Delete a VLAN

### Commands

**vlan** <vlan-id>

**no vlan** <vlan-id>

**vlan active**

**vlan name** < vlan name string >

|                          |  |   |
|--------------------------|--|---|
| <b>SyntaxDescription</b> | <b>vlan/no vlan</b>  | Create/delete a VLAN  |
|                          | vlan-id  | The VLAN identifier   |
|                          | <b>active</b>  | Activate the VLAN   |
|                          | name < vlan name string >  | The VLAN name string consisting of a total of 32 characters |
| <b>Defaults</b>          | N/A  |   |
| <b>Command Modes</b>     | Configuration  |   |
| <b>Usage Guidelines</b>  | N/A  |   |
| <b>Examples</b>          | <pre>moxa(config)# vlan 100 moxa(config-vlan)# vlan active moxa(config)# no vlan 100 moxa(config)#</pre> |   |
| <b>Error Messages</b>    | N/A  |   |
| <b>Related Commands</b>  | interface vlan <vlan-id><br>show vlan  |   |



## Configure VLAN Mode

### Commands

**ports add** {member ([<iftyp> <iface\_list>][port-channel <integer>]) | untagged ([<iftyp> <iface\_list>][port-channel <integer>])}

**ports set member** ([<iftyp> <iface\_list>][port-channel <integer>]) [untagged ([<iftyp> <iface\_list>][port-channel <integer>])] [port-channel <integer>])

**no ports** [<interface-type> <slot/port-port,slot/port,...>] [port-channel <integer>] [untagged ([<interface-type> <slot/port-port,slot/port,...>] [port-channel <integer>])] [port-channel <integer>])

|                           |   |   |
|---------------------------|---|---|
| <b>Syntax Description</b> | <b>ports/no ports</b>   | Set/delete member/untagged/forbidden port   |
|                           | <b>add</b>  | Add member/untag/forbidden port   |
|                           | <b>set</b>  | Overwrite member/untagged/forbidden port  |
|                           | <b>slot/port-port</b>   | The slot number/port number   |
|                           | interface-type  | The Ethernet type   |
|                           | port-channel  | <1-N> Set the list of port channel interfaces or a specific port channel identifier.              |
|                           | member  | Configure the ports to be set as a member of the VLAN   |
|                           | untagged  | Configure the ports that will be used by the VLAN to transmit egress traffic as untagged packets. |
| <b>Defaults</b>           | N/A   |   |
| <b>Command Modes</b>      | Config VLAN mode  |   |
| <b>Usage Guidelines</b>   | This command can only be executed from within VLAN configuration mode. From Configuration mode, enter vlan <vlan-id> to enter VLAN config mode. |   |
| <b>Examples</b>           | moxa(config)# vlan 10<br>moxa(config-vlan)#ports add member ethernet 1/3 untagged all   |   |
| <b>Error Messages</b>     | N/A   |   |
| <b>Related Commands</b>   | vlan active<br>switchport mode<br>show vlan<br>show mac-address-table count   |   |

## Configure a Static Unicast MAC Address in the Forwarding Database

### Commands

**mac-address-table static unicast** <aa:aa:aa:aa:aa:aa> vlan <vlan-id> set interface ([<interface-type> <interface-id>][port-channel <integer>])

**no mac-address-table static unicast** <aa:aa:aa:aa:aa:aa> vlan <vlan-id>

|                           |   |   |
|---------------------------|---|---|
| <b>Syntax Description</b> | <b>mac-address-table</b>  | Configure mac-address-table parameters                    |
|                           | <b>static</b>   | The statically configured MAC address                     |
|                           | <b>unicast</b>  | Configure the unicast MAC address                         |
|                           | aa:aa:aa:aa:aa:aa   | The unicast MAC address                                   |
|                           | vlan  | Configure the VLAN  |
|                           | vlan-id   | The VLAN ID   |
|                           | set   | Set the unicast MAC address to a specified port           |
|                           | interface-type  | The Ethernet type<br>The port-channel                     |
|                           | interface-id  | The slot number/port number                               |
|                           | status  | Set the status of the static unicast entry                |
|                           | permanent   | The entry remains even after the next reset of the bridge |
| <b>Defaults</b>           | N/A   |   |
| <b>Command Modes</b>      | Configuration   |   |
| <b>Usage Guidelines</b>   | N/A   |   |
| <b>Examples</b>           | moxa(config)# mac-address-table static unicast 00:11:22:33:22:11 vlan 1 set ethernet 1/2 status permanent |   |
| <b>Error Messages</b>     | N/A   |   |
| <b>Related Commands</b>   | mac-address-table static multicast<br>vlan<br>vlan ports add<br>show mac-address-table static unicast     |   |

## Configure MAC Address Table Aging Time

### Commands

**mac-address-table aging-time** <10-300 seconds>

**no mac-address-table aging-time**

|                           |  |  |
|---------------------------|--|--|
| <b>Syntax Description</b> | <b>no</b>                                      | Remove configuration/delete entry/reset to default value               |
|                           | <b>mac-address-table</b>                       | Configure the MAC-address-table  |
|                           | <b>aging-time</b>                              | Maximum age of an entry in the MAC address table to its default value. |
|                           | second   | The aging time ranging from 10 to 300 seconds                          |
| <b>Defaults</b>           | 300s   |  |
| <b>Command Modes</b>      | Configuration                                  |  |
| <b>Usage Guidelines</b>   | N/A  |  |
| <b>Examples</b>           | moxa(config)# mac-address-table aging-time 100 |  |
| <b>Error Messages</b>     | N/A  |  |
| <b>Related Commands</b>   | show mac-address-table aging-time              |  |

## Configure PVID on a Specified Port

### Commands

**switchport pvid** <vlan-id>

**no switchport pvid**

|                           |   |  |
|---------------------------|---|--|
| <b>Syntax Description</b> | <b>no</b>   | Remove configuration/delete entry/reset to default value |
|                           | <b>pvid</b>   | Configure port-based VLAN parameters                     |
|                           | vlan-id   | The VLAN ID, ranging from 1 to 4094.                     |
| <b>Defaults</b>           | 1   |  |
| <b>Command Modes</b>      | Interface Configuration   |  |
| <b>Usage Guidelines</b>   | <p>If a PVID does not exist for this system, it will be created automatically after configuration.</p> <p>If the port is configured to be in Access Mode, the actions below will be applied automatically.</p> <p>Remove this port from member port list if it is bound to another VID which is different from PVID</p> <p>Modify this port into an untagged member of this PVID</p> <p>If the port is configured to be in Trunk Mode, the port will automatically be modified into a tagged member of this PVID.</p> |  |
| <b>Examples</b>           | moxa(config-if)# switchport pvid 1  |  |
| <b>Error Messages</b>     | N/A   |  |
| <b>Related Commands</b>   | switchport<br>vlan vlan active<br>switchport acceptable-frame-type  |  |

## Configure VLAN-dependent BPDU Frames

### Commands

**switchport acceptable-frame-type** {all | tagged | untaggedAndPrioritytagged }

|                           |  |  |
|---------------------------|--|--|
| <b>Syntax Description</b> | <b>acceptable-frame-type</b>   | Configure acceptable-frame-type parameters   |
|                           | all  | Configures the acceptable frame type as all which are acceptable and subjected to ingress filtering. |
|                           | tagged   | Configures the acceptable frame type as tagged.  |
|                           | untaggedAndPrioritytagged  | Configures the acceptable frame type as untagged and priority tagged.                                |
| <b>Defaults</b>           | all  |  |
| <b>Command Modes</b>      | Interface Configuration  |  |
| <b>Usage Guidelines</b>   | N/A  |  |
| <b>Examples</b>           | moxa(config-if)# switchport acceptable-frame-type untaggedAndPrioritytagged                            |  |
| <b>Error Messages</b>     | N/A  |  |
| <b>Related Commands</b>   | switchport<br>switchport pvid<br>switchport ingress-filter<br>switchport mode<br>show vlan port config |  |

## Configure Switch Port Operation Mode

### Commands

**switchport mode** {access | trunk | hybrid}

|                           |   |  |
|---------------------------|---|--|
| <b>Syntax Description</b> | <b>switchport</b>   | Configure the switch port  |
|                           | <b>mode</b>   | Configure switch port mode parameters  |
|                           | access  | Configure the port as an access port that accepts and sends only untagged packets. This kind of port is added as a member to a specific VLAN and only carries traffic for the VLAN to which the port is assigned. The port can only be set as an access port if the following 3 conditions are met:<br>The acceptable frame type is set as "Admit untagged and pri-tagged".<br>The port is not a tagged member of any VLAN.<br>The PVID is the same as the only untagged VLAN it joined. |
|                           | trunk   | Configures the port as trunk port that accepts and sends only tagged frames. This kind of port is added as members of several existing VLANs, and carries traffic for all of them. The port can only be set as a trunk port. if the following 2 conditions are met:<br>The acceptable frame type is set as "Admit tagged only"<br>The port is not an untagged member of any VLAN.  |
|                           | hybrid  | Configures the port as a hybrid port that accepts and sends both tagged and untagged frames  |
| <b>Defaults</b>           | The default port operation mode is set to Hybrid  |  |
| <b>Command Modes</b>      | Interface Configuration   |  |
| <b>Usage Guidelines</b>   | <p>When changing from trunk or hybrid to access mode, the following changes will be automatically applied:</p> <ul style="list-style-type: none"> <li>Forces the port to become an untagged member of the PVID domain</li> <li>If the port exists in another VLAN, it will be removed</li> <li>Forces the accept frame type to be set to "Admit untagged and pri-tagged"</li> </ul> <p>When changing from access or hybrid to trunk mode, the following changes will be automatically applied:</p> <ul style="list-style-type: none"> <li>Forces the port to become a tagged member of the PVID domain</li> <li>If the port was an untagged member in another VLAN, it will change into a tagged member.</li> <li>Forces the accept frame type to be set to "Admit tagged only"</li> </ul> <p>When changing from access or trunk to hybrid mode, there will be no changes</p> |  |
| <b>Examples</b>           | moxa (config-if)# switchport mode hybrid  |  |
| <b>Error Messages</b>     | N/A   |  |
| <b>Related Commands</b>   | switchport<br>vlan ports<br>switchport acceptable-frame-type<br>show vlan port config   |  |

## Set VLAN Access Port

### Commands

**switchport access** vlan <vlan-id>

|                           |   |  |
|---------------------------|---|--|
| <b>Syntax Description</b> | <b>switchport access</b><br>vlan <vlan-id>  | Configure the port as an access port<br>The specified VLAN ID for which this access port will carry traffic, ranging from 1 to 4094. |
| <b>Defaults</b>           | The port mode is set to access port by default  |  |
| <b>Command Modes</b>      | Interface Configuration   |  |
| <b>Usage Guidelines</b>   | Disregarding the current operation mode of the port, this command will change the port to access mode and the following changes will automatically apply:<br>Forces the acceptable frame type to be set to "untagged AND priority tagged"<br>Sets PVID to specified a VLAN<br>Changes the port into an untagged member of a specified VLAN and removes this port from any other VLANs.<br>Sets the port mode to access mode |  |
| <b>Examples</b>           | moxa(config-if)# switchport access vlan 10  |  |
| <b>Error Messages</b>     | N/A   |  |
| <b>Related Commands</b>   | show vlan port config<br>show vlan  |  |

## Configure VLAN Management

### Commands

**management vlan** <vlan-id>

**no management vlan** <vlan>

|                           |  |   |
|---------------------------|--|---|
| <b>Syntax Description</b> | <b>no</b><br><b>management</b><br><b>vlan</b><br>vlan-id | Remove configuration/delete entry/reset to default value<br>Configure management<br>Configure the management VLAN<br>The management VLAN ID |
| <b>Defaults</b>           | The default management VLAN ID is set to 1               |   |
| <b>Command Modes</b>      | Configuration  |   |
| <b>Usage Guidelines</b>   | N/A  |   |
| <b>Examples</b>           | moxa(config)# management vlan 1                          |   |
| <b>Error Messages</b>     | N/A  |   |
| <b>Related Commands</b>   | N/A  |   |

# MAC

## Static Unicast

### Configure a Static Unicast MAC Address in the Forwarding Database

#### Commands

**mac-address-table static unicast** <aa:aa:aa:aa:aa:aa> vlan <vlan-id> **set** [interface ([<interface-type> <slot/port-port,slot/port,...>] [<interface-type> <slot/port-port,slot/port,...>] [status { permanent }])]

**no mac-address-table static unicast** <aa:aa:aa:aa:aa:aa> vlan <vlan-id>

|                           |   |  |
|---------------------------|---|--|
| <b>Syntax Description</b> | <b>no</b>   | Remove configuration/delete entry/reset to default value   |
|                           | <b>mac-address-table</b>  | Configure MAC address table parameters   |
|                           | <b>static</b>   | Statically configured MAC address  |
|                           | <b>unicast</b>  | The unicast MAC address  |
|                           | <b>set</b>  | Overwrite port   |
|                           | interface-id  | The slot number/port number  |
|                           | status  | Specify the status of the static unicast entry:<br>permanent - entry remains even after the next reset of the bridge |
| <b>Defaults</b>           | N/A   |  |
| <b>Command Modes</b>      | Configuration   |  |
| <b>Usage Guidelines</b>   | N/A   |  |
| <b>Examples</b>           | moxa(config)# mac-address-table static unicast aa:aa:aa:bb:bb:cc vlan 168 set interface ethernet 2/4 status permanent |  |
| <b>Error Messages</b>     | N/A   |  |
| <b>Related Commands</b>   | mac-address-table static multicast<br>vlan<br>vlan ports add<br>show mac-address-table static unicast                 |  |

# MAC Address Table

## Show MAC Address Table Information

### Commands

**show mac-address-table** [vlan <vlan-range>] [address <aa:aa:aa:aa:aa:aa>] [interface <interface-type> <interface-id> ]

**show mac-address-table aging-time**

**show mac-address-table count** [vlan <vlan-id>]

**show mac-address-table dynamic unicast** [vlan <vlan-range>] [address <aa:aa:aa:aa:aa:aa>] [interface {port-channel <integer> | <interface-type> <interface-id> }]

**show mac-address-table static multicast** [vlan <vlan-range>] [address <aa:aa:aa:aa:aa:aa>] [interface {port-channel <integer> | <interface-type> <interface-id> }]

**show mac-address-table static unicast** [vlan <vlan-range>] [address <aa:aa:aa:aa:aa:aa>] [interface {port-channel <integer> | <interface-type> <interface-id> }]

| <b>Syntax Description</b> | <b>mac-address-table</b>  | Display MAC address information   |              |             |      |              |       |   |                   |        |  |        |   |                   |        |  |        |   |                   |        |  |        |
|---------------------------|---|---|--------------|-------------|------|--------------|-------|---|-------------------|--------|--|--------|---|-------------------|--------|--|--------|---|-------------------|--------|--|--------|
|                           | <b>address</b>  | The MAC address entry   |              |             |      |              |       |   |                   |        |  |        |   |                   |        |  |        |   |                   |        |  |        |
|                           | <b>aging-time</b>   | The maximum age of a MAC address table entry  |              |             |      |              |       |   |                   |        |  |        |   |                   |        |  |        |   |                   |        |  |        |
|                           | <b>count</b>  | The number of MAC addresses present on all VLANs or on a specified VLAN   |              |             |      |              |       |   |                   |        |  |        |   |                   |        |  |        |   |                   |        |  |        |
|                           | <b>dynamic</b>  | Dynamically learned MAC address   |              |             |      |              |       |   |                   |        |  |        |   |                   |        |  |        |   |                   |        |  |        |
|                           | <b>static</b>   | Statically configured MAC address   |              |             |      |              |       |   |                   |        |  |        |   |                   |        |  |        |   |                   |        |  |        |
|                           | <b>multicast</b>  | The multicast MAC address   |              |             |      |              |       |   |                   |        |  |        |   |                   |        |  |        |   |                   |        |  |        |
|                           | <b>unicast</b>  | The unicast MAC address   |              |             |      |              |       |   |                   |        |  |        |   |                   |        |  |        |   |                   |        |  |        |
|                           | vlan  | The VLAN interface  |              |             |      |              |       |   |                   |        |  |        |   |                   |        |  |        |   |                   |        |  |        |
|                           | vlan-range  | The VLAN ID range for which the details will be displayed. This value ranges from 1 to 4094. For example, 4000-4010 will show information for those VLAN IDs. |              |             |      |              |       |   |                   |        |  |        |   |                   |        |  |        |   |                   |        |  |        |
|                           | interface-id  | The slot number/port number   |              |             |      |              |       |   |                   |        |  |        |   |                   |        |  |        |   |                   |        |  |        |
|                           | port-channel <integer>  | The port channel ID<br>This number is the max number of trunk group IDs   |              |             |      |              |       |   |                   |        |  |        |   |                   |        |  |        |   |                   |        |  |        |
|                           | <b>Defaults</b>   | N/A   |              |             |      |              |       |   |                   |        |  |        |   |                   |        |  |        |   |                   |        |  |        |
| <b>Command Modes</b>      | Privileged EXEC/User EXEC   |   |              |             |      |              |       |   |                   |        |  |        |   |                   |        |  |        |   |                   |        |  |        |
| <b>Usage Guidelines</b>   | N/A   |   |              |             |      |              |       |   |                   |        |  |        |   |                   |        |  |        |   |                   |        |  |        |
| <b>Examples</b>           | <pre>moxa# show mac-address-table</pre> <table border="1"> <thead> <tr> <th>vlan</th> <th>Mac Address</th> <th>Type</th> <th>ConnectionId</th> <th>Ports</th> </tr> </thead> <tbody> <tr> <td>1</td> <td>00:00:5e:00:01:02</td> <td>Learnt</td> <td></td> <td>Eth1/3</td> </tr> <tr> <td>1</td> <td>00:21:cc:62:f7:0b</td> <td>Learnt</td> <td></td> <td>Eth1/3</td> </tr> <tr> <td>1</td> <td>00:21:cc:72:a8:d7</td> <td>Learnt</td> <td></td> <td>Eth1/3</td> </tr> </tbody> </table> <p>Total Mac Addresses displayed: 3</p> |   | vlan         | Mac Address | Type | ConnectionId | Ports | 1 | 00:00:5e:00:01:02 | Learnt |  | Eth1/3 | 1 | 00:21:cc:62:f7:0b | Learnt |  | Eth1/3 | 1 | 00:21:cc:72:a8:d7 | Learnt |  | Eth1/3 |
| vlan                      | Mac Address   | Type  | ConnectionId | Ports       |      |              |       |   |                   |        |  |        |   |                   |        |  |        |   |                   |        |  |        |
| 1                         | 00:00:5e:00:01:02   | Learnt  |              | Eth1/3      |      |              |       |   |                   |        |  |        |   |                   |        |  |        |   |                   |        |  |        |
| 1                         | 00:21:cc:62:f7:0b   | Learnt  |              | Eth1/3      |      |              |       |   |                   |        |  |        |   |                   |        |  |        |   |                   |        |  |        |
| 1                         | 00:21:cc:72:a8:d7   | Learnt  |              | Eth1/3      |      |              |       |   |                   |        |  |        |   |                   |        |  |        |   |                   |        |  |        |
| <b>Error Messages</b>     | N/A   |   |              |             |      |              |       |   |                   |        |  |        |   |                   |        |  |        |   |                   |        |  |        |
| <b>Related Commands</b>   | mac-address-table   |   |              |             |      |              |       |   |                   |        |  |        |   |                   |        |  |        |   |                   |        |  |        |

# QoS

## Classification

### Configure QoS Default Priority Setting

#### Commands

**qos default-priority** <default-priority(0-7)>

|                           |  |                                     |
|---------------------------|--|-------------------------------------|
| <b>Syntax Description</b> | <b>qos</b>   | Configure QoS parameters            |
|                           | <b>default-priority</b>  | Configure the default user priority |
|                           | default-priority (0-7)   | The VLAN priority                   |
| <b>Defaults</b>           | N/A  |                                     |
| <b>Command Modes</b>      | Interface Configuration Mode                                   |                                     |
| <b>Usage Guidelines</b>   | N/A  |                                     |
| <b>Examples</b>           | moxa (config-if)# qos default-priority 1                       |                                     |
| <b>Error Messages</b>     | N/A  |                                     |
| <b>Related Commands</b>   | moxa # show qos defaultPriority [ interface <iftype> <ifnum> ] |                                     |

### Show QoS Default Priority Setting

#### Commands

**show qos default-priority** [ interface <iftype> <ifnum> ]

|                           |  |  |
|---------------------------|--|--|
| <b>Syntax Description</b> | <b>show</b>  | Display configuration/status information |
|                           | <b>qos</b>   | Display QoS information                  |
|                           | <b>default-priority</b>  | Display the QoS default user priority    |
|                           | interface  | Interface information                    |
|                           | iftype   | The interface type                       |
|                           | ifnum  | The interface index                      |
| <b>Defaults</b>           | N/A  |  |
| <b>Command Modes</b>      | Privileged EXEC Mode   |  |
| <b>Usage Guidelines</b>   | N/A  |  |
| <b>Examples</b>           | moxa # show qos default-priority interface ethernet 1/1<br><br>QoS Default Priority<br>-----<br>Interface Ethernet 1/1 Default Priority is 3<br><br>moxa # show qos default-priority<br><br>QoS Default Priority<br>-----<br>Interface Ethernet 1/1 Default Priority is 3<br>Interface Ethernet 1/2 Default Priority is 3<br>Interface Ethernet 1/3 Default Priority is 3<br>Interface Ethernet 1/4 Default Priority is 3<br>Interface Ethernet 2/1 Default Priority is 3<br>Interface Ethernet 2/2 Default Priority is 3<br>.....<br>Interface Ethernet 7/4 Default Priority is 3 |  |
| <b>Error Messages</b>     | N/A  |  |
| <b>Related Commands</b>   | moxa (config)# qos default-priority <default-priority(0-7)>  |  |



# Multicast

## Static Multicast

### Show MAC Address Table for Static Multicast

#### Commands

**show mac-address-table static multicast** [vlan <vlan-range>] [address <aa:aa:aa:aa:aa:aa>] | <interface-type> <interface-id>]

|                           |   |  |
|---------------------------|---|--|
| <b>Syntax Description</b> | <b>mac-address-table</b>  | Display the MAC address table information                    |
|                           | <b>static multicast</b>   | Display static multicast address information                 |
|                           | vlan <vlan-range>   | Display all entries in the FDB table for the specified VLANs |
|                           | address <aa:aa:aa:aa:aa:a>  | Display the specified multicast MAC address in the FDB table |
| <b>Defaults</b>           | N/A   |  |
| <b>Command Modes</b>      | Privileged EXEC<br>User EXEC  |  |
| <b>Usage Guidelines</b>   | Display static multicast address table  |  |
| <b>Examples</b>           | show mac-address-table static multicast<br><br>Static Multicast Table<br>-----<br>Vlan          : 1<br>Mac Address   : 01:99:55:23:85:46<br>Member Ports  : Eth1/3, Eth1/4<br>-----<br><br>Total Mac Addresses Displayed: 1 |  |
| <b>Error Messages</b>     | N/A   |  |
| <b>Related Commands</b>   | mac-address-table static multicast  |  |

## Configure MAC Address Table for Static Multicast

### Commands

**mac-address-table static multicast** <aa:aa:aa:aa:aa:aa> vlan <vlan-id> {add | set} interface  
 ([<interface-type> <slot/port-port,slot/port,...>][port-channel <integer>])

|                           |   |  |
|---------------------------|---|--|
| <b>Syntax Description</b> | <b>mac-address-table</b>  | Configure the MAC address table  |
|                           | <b>static multicast</b>   | Configure the static multicast address                                   |
|                           | aa:aa:aa:aa:aa:aa   | The multicast destination MAC address                                    |
|                           | vlan <vlan-id>  | The VLAN ID of the VLAN the multicast destination MAC address belongs to |
|                           | add   | Add the new interface port   |
|                           | Set   | Overwrite the new interface port   |
|                           | interface   | Configure member ports details.  |
|                           | status  | The status of the static multicast entry.                                |
|                           | permanent   | Entry remains even after the next reset of the bridge                    |
| <b>Defaults</b>           | N/A   |  |
| <b>Command Modes</b>      | Privileged EXEC<br>Global Configuration   |  |
| <b>Usage Guidelines</b>   | Configure the static multicast address  |  |
| <b>Examples</b>           | moxa(config)# mac-address-table static multicast 01:02:03:04:05:06 vlan 1 add interface ethernet 1/1-2  |  |
| <b>Error Messages</b>     | "Invalid: Duplicate MAC Address."<br>"Invalid: Configuration fail."<br>"Invalid: Reserved multicast address (01:80:C2) is not allowed to set static multicast." |  |
| <b>Related Commands</b>   | show mac-address-table static multicast   |  |

# 802.1Qbv

## Show 802.1Qbv Administrative Information

### Commands

**show dot1qbv** [interface <iftype> <ifnum>] **administrative**

|                           |   |   |
|---------------------------|---|---|
| <b>Syntax Description</b> | <b>dot1qbv</b>  | Display information for 802.1Qbv.   |
|                           | interface   | The port interface.   |
|                           | iftype  | The interface type (Ethernet).  |
|                           | ifnum   | The interface ID : <1-X>/<1-Y> Slot Number/Port Number ;<br>Note: X, Y are project-dependent values.<br>X indicates the max number of slots.<br>Y indicates the max number of module ports. |
|                           | <b>administrative</b>   | Show 802.1Qbv administrative information.   |
| <b>Defaults</b>           | N/A   |   |
| <b>Command Modes</b>      | Privileged EXEC/User EXEC   |   |
| <b>Usage Guidelines</b>   | N/A   |   |
| <b>Examples</b>           | moxa# show dot1qbv interface ethernet 1/1 administrative<br>IEEE 802.1Qbv configuration<br>Port Idx: 1<br>Schedule Gate: False<br>Default Gate States: 0xFF<br>Admin Base Time<br>Seconds: 0<br>Nanoseconds: 0<br>Admin Cycle Time<br>Numerator: 1<br>Denominator: 1000<br>Control List Length: 0<br>Config Change: False |   |
| <b>Error Messages</b>     | N/A   |   |
| <b>Related Commands</b>   | N/A   |   |

## Show 802.1Qbv Operative Information

### Commands

**show dot1qbv** [interface <iftype> <ifnum>] **operative**

|                           |   |   |
|---------------------------|---|---|
| <b>Syntax Description</b> | <b>dot1qbv</b>  | Display information for 802.1Qbv.   |
|                           | interface   | The port interface.   |
|                           | iftype  | The interface type (Ethernet).  |
|                           | ifnum   | The interface ID : <1-X>/<1-Y> Slot Number/Port Number ;<br>Note: X, Y are project-dependent values.<br>X indicates the max number of slots.<br>Y indicates the max number of module ports. |
|                           | <b>administrative</b>   | Show 802.1Qbv operative information.  |
| <b>Defaults</b>           | N/A   |   |
| <b>Command Modes</b>      | Privileged EXEC/User EXEC   |   |
| <b>Usage Guidelines</b>   | N/A   |   |
| <b>Examples</b>           | <pre>moxa# show dot1qbv interface ethernet 1/1 operative IEEE 802.1Qbv information Port Idx: 1 Default Gate States: 0xFF Current Time   Seconds: 1725   Nanoseconds: 914026836 Oper Base Time   Seconds: 0   Nanoseconds: 0 Oper Cycle Time   Numerator: 1   Denominator: 0 Control List Length: 0 Config Change Time   Seconds: 0   Nanoseconds: 0 Tick Granularity: 9 Config Pending: False Config Change Error: 0 Supported List Max: 2048</pre> |   |
| <b>Error Messages</b>     | N/A   |   |
| <b>Related Commands</b>   | N/A   |   |

## Enable/Disable 802.1Qbv

### Commands

**dot1qbv**

**no dot1qbv**

|                           |   |   |
|---------------------------|---|---|
| <b>Syntax Description</b> | <b>dot1qbv</b>  | Enable 802.1Qbv functionality.                            |
|                           | <b>no</b>   | Remove configuration/delete entry/reset to default value. |
|                           | <b>administrative</b>   | Show 802.1Qbv operative information.                      |
| <b>Defaults</b>           | N/A   |   |
| <b>Command Modes</b>      | Interface Configuration   |   |
| <b>Usage Guidelines</b>   | N/A   |   |
| <b>Examples</b>           | <pre>moxa(config-if)# dot1qbv moxa(config-if)# no dot1qbv</pre> |   |
| <b>Error Messages</b>     | N/A   |   |
| <b>Related Commands</b>   | N/A   |   |

## Configure 802.1Qbv Default Gate-states

### Commands

**dot1qbv default gate-states** <integer(0 to 255)>

|                           |  |   |
|---------------------------|--|---|
| <b>Syntax Description</b> | <b>dot1qbv</b>                                   | Configure 802.1Qbv parameters.            |
|                           | <b>default</b>                                   | Configure default value parameters.       |
|                           | <b>gate-states</b>                               | Configure 802.1Qbv gate-state parameters. |
|                           | (0 to 255)                                       | Specify the gate-state value.             |
| <b>Defaults</b>           | N/A  |   |
| <b>Command Modes</b>      | Interface Configuration                          |   |
| <b>Usage Guidelines</b>   | N/A  |   |
| <b>Examples</b>           | moxa(config-if)# dot1qbv default gate-states 255 |   |
| <b>Error Messages</b>     | N/A  |   |
| <b>Related Commands</b>   | N/A  |   |

## Configure 802.1Qbv Admin Time

### Commands

**dot1qbv admin-time sec** <integer(0-4294967295)> **ns** <integer(0-999999999)>

|                           |   |  |
|---------------------------|---|--|
| <b>Syntax Description</b> | <b>dot1qbv</b>  | Configure 802.1Qbv parameters.                   |
|                           | <b>admin time</b>   | Configure admin time parameters.                 |
|                           | <b>sec</b>  | Configure the second duration of admin time.     |
|                           | (0-4294967295)  | Specify admin time duration (in seconds).        |
|                           | <b>ns</b>   | Configure the nanosecond duration of admin time. |
| (0-999999999)             | Specify admin time duration (in seconds).                   |  |
| <b>Defaults</b>           | N/A   |  |
| <b>Command Modes</b>      | Interface Configuration                                     |  |
| <b>Usage Guidelines</b>   | N/A   |  |
| <b>Examples</b>           | moxa(config-if)# dot1qbv admin-time sec 123456 ns 987654321 |  |
| <b>Error Messages</b>     | N/A   |  |
| <b>Related Commands</b>   | N/A   |  |

## Configure 802.1Qbv Config-change Operation

### Commands

**dot1qbv config-change operation** { true | false }

|                           |   |  |
|---------------------------|---|--|
| <b>Syntax Description</b> | <b>dot1qbv</b>  | Configure 802.1Qbv parameters.                 |
|                           | <b>config-change</b>  | Configure config-change parameters.            |
|                           | <b>operation</b>  | Configure config-change operation parameters.  |
|                           | true  | Configure when config-change operations start. |
| false                     | Configure when config-change operations stop.   |  |
| <b>Defaults</b>           | N/A   |  |
| <b>Command Modes</b>      | Interface Configuration   |  |
| <b>Usage Guidelines</b>   | N/A   |  |
| <b>Examples</b>           | moxa(config-if)# dot1qbv config-change operation true<br>moxa(config-if)# dot1qbv config-change operation false |  |
| <b>Error Messages</b>     | N/A   |  |
| <b>Related Commands</b>   | N/A   |  |

## Append 802.1Qbv Control List

### Commands

**dot1qbv control-list append oper-name** { sgs | shm | srm } **gate-states** <integer(0-255)> **time** <integer(0-999999999)>

|                           |   |  |
|---------------------------|---|--|
| <b>Syntax Description</b> | <b>dot1qbv</b>  | Configure 802.1Qbv parameters.                 |
|                           | <b>control-list</b>   | Configure control list parameters.             |
|                           | <b>append</b>   | Append control list parameters.                |
|                           | <b>oper-name</b>  | Configure the control list operation name.     |
|                           | sgs   | Set the operation name to set-gate-states.     |
|                           | shm   | Set the operation name to set-and-hold-mac.    |
|                           | srm   | Set the operation name to set-and-release-mac. |
|                           | <b>gate-states</b>  | Configure 802.1Qbv gate-state parameters.      |
|                           | (0-255)   | Specify the gate-state value.                  |
|                           | <b>time</b>   | Configure the interval (in seconds).           |
| (0-999999999)             | Specify the interval value.   |  |
| <b>Defaults</b>           | N/A   |  |
| <b>Command Modes</b>      | Interface Configuration   |  |
| <b>Usage Guidelines</b>   | N/A   |  |
| <b>Examples</b>           | moxa(config-if)# dot1qbv control-list append oper-name sgs gate-states 100 time 12345<br>moxa(config-if)# dot1qbv control-list append oper-name shm gate-states 100 time 12345<br>moxa(config-if)# dot1qbv control-list append oper-name srm gate-states 100 time 12345 |  |
| <b>Error Messages</b>     | N/A   |  |
| <b>Related Commands</b>   | N/A   |  |

## Remove 802.1Qbv Control List

### Commands

**dot1qbv control-list remove** { index <integer(0-1023)> | all }

|                           |   |  |
|---------------------------|---|--|
| <b>Syntax Description</b> | <b>dot1qbv</b>  | Configure 802.1Qbv parameters.                 |
|                           | <b>control-list</b>   | Configure control list parameters.             |
|                           | <b>remove</b>   | Remove a specific or all control-list entries. |
|                           | index   | Configure a specific control list gate rule.   |
|                           | (0-1023)  | Remove the entry with the specified index.     |
|                           | all   | Remove all control-list entries.               |
| <b>Defaults</b>           | N/A   |  |
| <b>Command Modes</b>      | Interface Configuration   |  |
| <b>Usage Guidelines</b>   | N/A   |  |
| <b>Examples</b>           | moxa(config-if)# dot1qbv control-list remove index 10<br>moxa(config-if)# dot1qbv control-list remove all |  |
| <b>Error Messages</b>     | Invalid index:10  |  |
| <b>Related Commands</b>   | N/A   |  |

## Set 802.1Qbv Control List

### Commands

**dot1qbv control-list set index** <integer(0-1023)> **oper-name** { sgs | shm | srm } **gate-states** <integer(0-255)> **time** <integer(0-999999999)>

|                           |  |  |
|---------------------------|--|--|
| <b>Syntax Description</b> | <b>dot1qbv</b>   | Configure 802.1Qbv parameters.                 |
|                           | <b>control-list</b>  | Configure control list parameters.             |
|                           | <b>set</b>   | Control control-list set operations.           |
|                           | <b>index</b>   | Configure a specific control list gate rule.   |
|                           | (0-255)  | Specify the entry index.                       |
|                           | <b>oper-name</b>   | Configure the control list operation name.     |
|                           | sgs  | Set the operation name to set-gate-states.     |
|                           | shm  | Set the operation name to set-and-hold-mac.    |
|                           | srm  | Set the operation name to set-and-release-mac. |
|                           | <b>gate-states</b>   | Configure 802.1Qbv gate-state parameters.      |
|                           | (0-255)  | Specify the gate-state value.                  |
| <b>time</b>               | Configure the interval (in seconds).   |  |
| (0-999999999)             | Specify the interval value.  |  |
| <b>Defaults</b>           | N/A  |  |
| <b>Command Modes</b>      | Interface Configuration  |  |
| <b>Usage Guidelines</b>   | N/A  |  |
| <b>Examples</b>           | moxa(config-if)# dot1qbv control-list set index 11 oper-name sgs gate 100 time 10000<br>moxa(config-if)# dot1qbv control-list set index 11 oper-name shm gate 100 time 10000<br>moxa(config-if)# dot1qbv control-list set index 11 oper-name srm gate 100 time 10000 |  |
| <b>Error Messages</b>     | Set index :11 failure  |  |
| <b>Related Commands</b>   | N/A  |  |

## Configure 802.1Qbv Cycle Time

### Commands

**dot1qbv cycle-time numerator** <integer(0-4294967295)> **denominator** <integer(0-4294967295)>

|                           |   |  |
|---------------------------|---|--|
| <b>Syntax Description</b> | <b>dot1qbv</b>  | Configure 802.1Qbv parameters.                           |
|                           | <b>cycle-time</b>   | Configure cycle time parameters.                         |
|                           | <b>numerator</b>  | Configure the value of the cycle time numerator value.   |
|                           | (0-4294967295)  | Specify the cycle time numerator value.                  |
|                           | <b>denominator</b>  | Configure the value of the cycle time denominator value. |
|                           | (0-4294967295)  | Specify the cycle time denominator value.                |
| <b>Defaults</b>           | N/A   |  |
| <b>Command Modes</b>      | Interface Configuration   |  |
| <b>Usage Guidelines</b>   | N/A   |  |
| <b>Examples</b>           | moxa(config-if)# dot1qbv cycle-time numerator 1 denominator 100 |  |
| <b>Error Messages</b>     | Invalid index:10  |  |
| <b>Related Commands</b>   | N/A   |  |

## QBV Commands

### Queue Max SDU

#### Commands

**dot1qbv max-sdu** <integer(48-1516)> { queue <integer(0-7)> | all }

|                           |   |  |
|---------------------------|---|--|
| <b>Syntax Description</b> | <b>dot1qbv</b>                                | Configure 802.1Qbv parameters.                   |
|                           | <b>max-sdu</b>                                | Configure queueMasSDU parameter.                 |
|                           | <b>(48-1516)</b>                              | Configure value of queueMaxSDU.                  |
|                           | <b>queue</b>                                  | Configure value of queue intended to configured. |
|                           | <b>(0-7)</b>                                  | Configure value of cycle time denominator.       |
|                           | <b>all</b>                                    | Configure all of the queue.                      |
| <b>Defaults</b>           | 1516  |  |
| <b>Command Modes</b>      | Interface Configuration                       |  |
| <b>Usage Guidelines</b>   | N/A   |  |
| <b>Examples</b>           | moxa(config-if)# dot1qbv max-sdu 1500 queue 0 |  |
| <b>Error Messages</b>     | N/A   |  |
| <b>Related Commands</b>   | N/A   |  |

### Cycle-time-extension

#### Commands

**dot1qbv cycle-time-extension** <integer(0-4294967295)>

|                           |  |   |
|---------------------------|--|---|
| <b>Syntax Description</b> | <b>dot1qbv</b>                                     | Configure 802.1Qbv parameters.            |
|                           | <b>cycle-time-extension</b>                        | Configure cycle-time-extension parameter. |
|                           | <b>(0-4294967295)</b>                              | Configure value of cycle-time-extension.  |
| <b>Defaults</b>           | 1000   |   |
| <b>Command Modes</b>      | Interface Configuration                            |   |
| <b>Usage Guidelines</b>   | N/A  |   |
| <b>Examples</b>           | moxa(config-if)# dot1qbv cycle-time-extension 1000 |   |
| <b>Error Messages</b>     | N/A  |   |
| <b>Related Commands</b>   | N/A  |   |



# Network Redundancy

## Layer 2 Redundancy

### Spanning Tree

#### Enable/Disable Spanning Tree

##### Commands

**spanning-tree**

**no spanning-tree**

|                           |   |   |
|---------------------------|---|---|
| <b>Syntax Description</b> | <b>no</b>   | Disable the configuration/delete the entry/reset to default value |
|                           | <b>spanning-tree</b>  | Configure Spanning Tree Protocol parameters                       |
| <b>Defaults</b>           | Spanning Tree Protocol is disabled by default   |   |
| <b>Command Modes</b>      | Interface Configuration   |   |
| <b>Usage Guidelines</b>   | N/A   |   |
| <b>Examples</b>           | moxa# configure terminal<br>moxa(config)# interface ethernet 1/1<br>moxa(config-if)# spanning-tree<br>moxa(config-if)# no spanning-tree |   |
| <b>Error Messages</b>     | Invalid: Port channel member port cannot be assigned to a redundant protocol.<br>Invalid: The port-channel group does not exist.        |   |
| <b>Related Commands</b>   | show spanning-tree detail<br>show spanning-tree summary   |   |

#### Configure Spanning Tree Compatibility

##### Commands

**spanning-tree compatibility { stp | rstp }**

**no spanning-tree compatibility**

|                           |   |  |
|---------------------------|---|--|
| <b>Syntax Description</b> | <b>no</b>   | Disable the configuration/delete the entry/resets to default value |
|                           | <b>spanning-tree</b>  | Configure Spanning Tree Protocol parameters                        |
|                           | <b>compatibility</b>  | The Spanning Tree compatibility version                            |
|                           | stp   | Spanning Tree Protocol configuration                               |
|                           | rstp  | Rapid Spanning Tree configuration                                  |
| <b>Defaults</b>           | Spanning Tree Protocol compatibility is set to rstp by default.   |  |
| <b>Command Modes</b>      | Global Configuration  |  |
| <b>Usage Guidelines</b>   | The "no spanning-tree compatibility" command will restore the default value   |  |
| <b>Examples</b>           | moxa# configure terminal<br>moxa(config)# spanning-tree compatibility stp<br>moxa(config)# spanning-tree compatibility rstp<br>moxa(config)# no spanning-tree compatibility |  |
| <b>Error Messages</b>     | N/A   |  |
| <b>Related Commands</b>   | show spanning-tree<br>show spanning-tree detail   |  |

## Configure Spanning Tree Priority

### Commands

**spanning-tree priority** <value (0-61440)>

**no spanning-tree priority**

|                           |   |   |
|---------------------------|---|---|
| <b>Syntax Description</b> | <b>no</b>   | Disable the configuration / deletes the entry / resets to default value |
|                           | <b>spanning-tree</b>  | Configure Spanning Tree Protocol parameters                             |
|                           | <b>priority</b>   | Configure switch priority for Spanning Tree instances                   |
|                           | value   | The switch priority value ranging from 0 to 61440                       |
| <b>Defaults</b>           | The default priority is set to 32768  |   |
| <b>Command Modes</b>      | Global Configuration  |   |
| <b>Usage Guidelines</b>   | The "no spanning-tree priority" command will restore the default value  |   |
| <b>Examples</b>           | moxa# configure terminal<br>moxa(config)# spanning-tree priority 61440<br>moxa(config)# no spanning-tree priority |   |
| <b>Error Messages</b>     | N/A   |   |
| <b>Related Commands</b>   | show spanning-tree<br>show spanning-tree detail   |   |

## Configure Spanning Tree Forward Time

### Commands

**spanning-tree forward-time** <seconds (4-30)>

**no spanning-tree forward-time**

|                           |  |  |
|---------------------------|--|--|
| <b>Syntax Description</b> | <b>no</b>  | Disable the configuration/deletes the entry/resets to default value                              |
|                           | <b>spanning-tree</b>   | Configure Spanning Tree Protocol parameters  |
|                           | <b>forward-time</b>  | The interval (in seconds) in which a port stays in its current state before moving to next state |
|                           | seconds  | The forwarding time ranging from 4 to 30 seconds   |
| <b>Defaults</b>           | The default forwarding time is 15 seconds  |  |
| <b>Command Modes</b>      | Global Configuration   |  |
| <b>Usage Guidelines</b>   | Command "no spanning-tree forward-time" will reset to default value<br>$2 * (\text{ForwardDelay} - 1) \geq \text{MaxAge} \geq 2 * (\text{Hello Time} + 1)$ |  |
| <b>Examples</b>           | moxa# configure terminal<br>moxa(config)# spanning-tree forward-time 16<br>moxa(config)# no spanning-tree forward-time                                     |  |
| <b>Error Messages</b>     | % RSTP: $2 * (\text{Forward time} - 1) \geq \text{Max age time} \geq 2 * (\text{Hello time} + 1)$  |  |
| <b>Related Commands</b>   | show spanning-tree<br>show spanning-tree detail  |  |

## Configure Spanning Tree Hello Time

### Commands

**spanning-tree hello-time** <seconds (1-2)>

**no spanning-tree hello-time**

|                           |   |   |
|---------------------------|---|---|
| <b>Syntax Description</b> | <b>no</b>   | Disable the configuration/deletes the entry/resets to default value       |
|                           | <b>spanning-tree</b>  | Configure Spanning Tree Protocol parameters                               |
|                           | <b>hello-time</b>   | The interval (in seconds) between the transmission of configuration BPDUs |
|                           | seconds   | The hello time interval ranging from 1 to 2 seconds                       |
| <b>Defaults</b>           | The default hello time is set to 2 seconds  |   |
| <b>Command Modes</b>      | Global Configuration  |   |
| <b>Usage Guidelines</b>   | The "no spanning-tree hello-time" command will restore the default value<br>$2 * (\text{ForwardDelay} - 1) \geq \text{MaxAge} \geq 2 * (\text{Hello Time} + 1)$ |   |
| <b>Examples</b>           | moxa# configure terminal<br>moxa(config)# spanning-tree hello-time 1<br>moxa(config)# no spanning-tree hello-time   |   |
| <b>Error Messages</b>     | % RSTP: $2 * (\text{Forward time} - 1) \geq \text{Max age time} \geq 2 * (\text{Hello time} + 1)$   |   |
| <b>Related Commands</b>   | show spanning-tree<br>show spanning-tree detail   |   |

## Configure Spanning Tree Maximum Age

### Commands

**spanning-tree max-age** <seconds (6-40)>

**no spanning-tree max-age**

|                           |  |   |
|---------------------------|--|---|
| <b>Syntax Description</b> | <b>no</b>  | Disable the configuration/delete the entry/reset to default value       |
|                           | <b>spanning-tree</b>   | Configure Spanning Tree Protocol parameters                             |
|                           | <b>max-age</b>   | The maximum age (in seconds) before learnt STP information is discarded |
|                           | seconds  | The maximum age ranging from 6 to 40 seconds                            |
| <b>Defaults</b>           | The STP maximum age is set to 20 seconds by default  |   |
| <b>Command Modes</b>      | Global Configuration   |   |
| <b>Usage Guidelines</b>   | The "no spanning-tree max-age" command will restore the default value<br>$2 * (\text{ForwardDelay} - 1) \geq \text{MaxAge} \geq 2 * (\text{Hello Time} + 1)$ |   |
| <b>Examples</b>           | moxa# configure terminal<br>moxa(config)# spanning-tree max-age 21<br>moxa(config)# no spanning-tree max-age   |   |
| <b>Error Messages</b>     | % RSTP: $2 * (\text{Forward time} - 1) \geq \text{Max age time} \geq 2 * (\text{Hello time} + 1)$  |   |
| <b>Related Commands</b>   | show spanning-tree<br>show spanning-tree detail  |   |

## Configure Spanning Tree Transmission Hold Counter

### Commands

**spanning-tree transmit hold-count** <value (1-10)>

**no spanning-tree transmit hold-count**

|                           |  |   |
|---------------------------|--|---|
| <b>Syntax Description</b> | <b>no</b>  | Disable the configuration/delete the entry/reset to default value               |
|                           | <b>spanning-tree</b>   | Configure Spanning Tree Protocol  |
|                           | <b>transmit</b>  | Transmission hold counter configuration   |
|                           | <b>hold-count</b>  | Configure the hold counter to limit the maximum transmission rate of the switch |
|                           | value  | The transmission hold counter value ranging from 1 to 10                        |
| <b>Defaults</b>           | The STP hold counter is set to 6 by default  |   |
| <b>Command Modes</b>      | Global Configuration   |   |
| <b>Usage Guidelines</b>   | The "no spanning-tree transmit hold-count" command will restore the default value  |   |
| <b>Examples</b>           | moxa# configure terminal<br>moxa(config)# spanning-tree transmit hold-count 10<br>moxa(config)# no spanning-tree transmit hold-count |   |
| <b>Error Messages</b>     | N/A  |   |
| <b>Related Commands</b>   | show spanning-tree detail  |   |

## Configure Spanning Tree Auto-edge

### Commands

**spanning-tree auto-edge**

**no spanning-tree auto-edge**

|                           |   |   |
|---------------------------|---|---|
| <b>Syntax Description</b> | <b>no</b>   | Disable the configuration/delete the entry/reset to default value     |
|                           | <b>spanning-tree</b>  | Configure Spanning Tree Protocol                                      |
|                           | <b>auto-edge</b>  | Configure the automatic detection of bridges attached to an interface |
| <b>Defaults</b>           | Spanning Tree auto-edge is enabled by default   |   |
| <b>Command Modes</b>      | Interface Configuration   |   |
| <b>Usage Guidelines</b>   | N/A   |   |
| <b>Examples</b>           | moxa# configure terminal<br>moxa(config)# interface ethernet 1/1<br>moxa(config-if)# spanning-tree auto-edge<br>moxa(config-if)# no spanning-tree auto-edge |   |
| <b>Error Messages</b>     | N/A   |   |
| <b>Related Commands</b>   | show spanning-tree detail<br>show spanning-tree interface ethernet 1/1 detail   |   |

## Configure Spanning Tree Cost

### Commands

**spanning-tree cost** <value (0-200000000)>

**no spanning-tree cost**

|                           |   |   |
|---------------------------|---|---|
| <b>Syntax Description</b> | <b>no</b>   | Disable the configuration/delete the entry/reset to default value |
|                           | <b>spanning-tree</b>  | Configure Spanning Tree Protocol                                  |
|                           | <b>cost</b>   | Configure the path cost   |
|                           | value   | The Spanning Tree cost ranging from 0 to 200000000                |
| <b>Defaults</b>           | The default path cost is set to 0   |   |
| <b>Command Modes</b>      | Interface Configuration   |   |
| <b>Usage Guidelines</b>   | The "spanning-tree cost 0" command will auto-detect the cost based on port speed<br>The "no spanning-tree cost" command will restore the default value  |   |
| <b>Examples</b>           | moxa# configure terminal<br>moxa(config)# interface ethernet 1/1<br>moxa(config-if)# spanning-tree cost 20000<br>moxa(config-if)# no spanning-tree cost |   |
| <b>Error Messages</b>     | N/A   |   |
| <b>Related Commands</b>   | show spanning-tree detail<br>show spanning-tree interface ethernet 1/1 detail<br>show spanning-tree interface ethernet 1/1 detail                       |   |

## Configure Spanning Tree Link Type

### Commands

**spanning-tree link-type** { point-to-point | shared }

**no spanning-tree link-type**

|                           |   |  |
|---------------------------|---|--|
| <b>Syntax Description</b> | <b>no</b>   | Disable the configuration/delete the entry/reset to default value  |
|                           | <b>spanning-tree</b>  | Configure Spanning Tree Protocol parameters  |
|                           | <b>link-type</b>  | Configure the link type as a point-to-point link or as a shared LAN segment on which another bridge is present |
|                           | point-to-point  | Set the link to a point-to-point link  |
|                           | shared  | Set the link as a shared link  |
| <b>Defaults</b>           | The default Spanning Tree link-type is set to auto-detect   |  |
| <b>Command Modes</b>      | Interface Configuration   |  |
| <b>Usage Guidelines</b>   | The "no spanning-tree link-type" command will auto-detect the interface link type based on the port duplex mode   |  |
| <b>Examples</b>           | moxa# configure terminal<br>moxa(config)# interface ethernet 1/1<br>moxa(config-if)# spanning-tree link-type point-to-point<br>moxa(config-if)# spanning-tree link-type shared<br>moxa(config-if)# no spanning-tree link-type |  |
| <b>Error Messages</b>     | N/A   |  |
| <b>Related Commands</b>   | show spanning-tree detail<br>show spanning-tree interface ethernet 1/1<br>show spanning-tree interface ethernet 1/1 detail  |  |

## Configure Spanning Tree Portfast

### Commands

**spanning-tree portfast**

**no spanning-tree portfast**

|                           |   |   |
|---------------------------|---|---|
| <b>Syntax Description</b> | <b>no</b>   | Disable the configuration/delete the entry/reset to default value                                 |
|                           | <b>spanning-tree</b>  | Configure Spanning Tree Protocol parameters   |
|                           | <b>portfast</b>   | Specify ports that have only hosts connected to enable immediate transition to a forwarding state |
| <b>Defaults</b>           | Spanning Tree Portfast is disabled by default   |   |
| <b>Command Modes</b>      | Interface Configuration   |   |
| <b>Usage Guidelines</b>   | Shut down the interface before enabling the Portfast function<br>The Portfast function cannot be enabled on a port that has loop guard enabled            |   |
| <b>Examples</b>           | moxa# configure terminal<br>moxa(config)# interface ethernet 1/1<br>moxa(config-if)# spanning-tree portfast<br>moxa(config-if)# no spanning-tree portfast |   |
| <b>Error Messages</b>     | N/A   |   |
| <b>Related Commands</b>   | show spanning-tree detail<br>show spanning-tree interface ethernet 1/1<br>show spanning-tree interface ethernet 1/1 detail                                |   |

## Configure Spanning Tree Port Priority

### Commands

**spanning-tree port-priority <value (0-240)>**

**no spanning-tree port-priority**

|                           |  |   |
|---------------------------|--|---|
| <b>Syntax Description</b> | <b>no</b>  | Disable the configuration/delete the entry/reset to default value |
|                           | <b>spanning-tree</b>   | Configure Spanning Tree Protocol parameters                       |
|                           | <b>port-priority</b>   | Configure the port priority value                                 |
|                           | value  | The Spanning Tree port priority ranging from 0 to 240             |
| <b>Defaults</b>           | The default Spanning Tree port priority is set to 128  |   |
| <b>Command Modes</b>      | Interface Configuration  |   |
| <b>Usage Guidelines</b>   | The "no spanning-tree port-priority" command will restore the default value  |   |
| <b>Examples</b>           | moxa# configure terminal<br>moxa(config)# interface ethernet 1/1<br>moxa(config-if)# spanning-tree port-priority 16<br>moxa(config-if)# no spanning-tree port-priority |   |
| <b>Error Messages</b>     | N/A  |   |

## Configure Spanning Tree BPDU Filter

### Commands

**spanning-tree bpdupfilter**

**no spanning-tree bpdupfilter**

|                           |   |   |
|---------------------------|---|---|
| <b>Syntax Description</b> | <b>no</b>   | Disable the configuration/delete the entry/reset to default value |
|                           | <b>spanning-tree</b>  | Configure Spanning Tree Protocol parameters                       |
|                           | <b>bpdupfilter</b>  | Configure BPDU filtering  |
| <b>Defaults</b>           | Spanning Tree BPDU filtering is disabled by default   |   |
| <b>Command Modes</b>      | Interface Configuration   |   |
| <b>Usage Guidelines</b>   | N/A   |   |
| <b>Examples</b>           | moxa# configure terminal<br>moxa(config)# interface ethernet 1/1<br>moxa(config-if)# spanning-tree bpdupfilter<br>moxa(config-if)# no spanning-tree bpdupfilter |   |
| <b>Error Messages</b>     | N/A   |   |
| <b>Related Commands</b>   | show spanning-tree detail<br>show spanning-tree interface ethernet 1/1<br>show spanning-tree interface ethernet 1/1 detail                                      |   |

## Clear Spanning Tree Detected Protocols

### Commands

**clear spanning-tree detected protocols interface { <interface-id> }**

|                           |   |   |
|---------------------------|---|---|
| <b>Syntax Description</b> | <b>clear</b>  | Clear the configuration                     |
|                           | <b>spanning-tree</b>  | Configure Spanning Tree Protocol parameters |
|                           | <b>detected</b>   | Spanning Tree detected protocols            |
|                           | <b>protocols</b>  | Spanning Tree detected protocols            |
|                           | <b>interface</b>  | Configure the interface                     |
|                           | interface-id  | The interface ID                            |
| <b>Defaults</b>           | N/A   |   |
| <b>Command Modes</b>      | User EXEC mode  |   |
| <b>Usage Guidelines</b>   | N/A   |   |
| <b>Examples</b>           | moxa# clear spanning-tree detected protocols interface ethernet 1/1 |   |
| <b>Error Messages</b>     | N/A   |   |
| <b>Related Commands</b>   | N/A   |   |

## Show Spanning Tree Bridge Information

### Commands

#### show spanning-tree bridge

|                           |   |  |
|---------------------------|---|--|
| <b>Syntax Description</b> | <b>show</b>   | Display the Configuration/statistics/general information |
|                           | <b>spanning-tree</b>  | Spanning Tree-related information                        |
|                           | <b>bridge</b>   | Spanning Tree bridge information                         |
| <b>Defaults</b>           | N/A   |  |
| <b>Command Modes</b>      | User EXEC Mode  |  |
| <b>Usage Guidelines</b>   | N/A   |  |
| <b>Examples</b>           | moxa# show spanning-tree bridge   |  |
|                           | <pre>Bridge ID           HelloTime  MaxAge  FwdDly  Protocol ----- 80:00:00:01:02:03:04:05  2 sec   20 sec  15 sec   rstp</pre> |  |
| <b>Error Messages</b>     | N/A   |  |
| <b>Related Commands</b>   | N/A   |  |

## Show Spanning Tree Root Information

### Commands

#### show spanning-tree root

|                           |   |  |
|---------------------------|---|--|
| <b>Syntax Description</b> | <b>show</b>   | Display the configuration/statistics/general information |
|                           | <b>spanning-tree</b>  | Spanning Tree-related information                        |
|                           | <b>root</b>   | Spanning Tree root information                           |
| <b>Defaults</b>           | N/A   |  |
| <b>Command Modes</b>      | User EXEC Mode  |  |
| <b>Usage Guidelines</b>   | N/A   |  |
| <b>Examples</b>           | moxa# show spanning-tree root   |  |
|                           | <pre>Root ID           RootCost  MaxAge  FwdDly  RootPort ----- 00:00:00:00:00:00:00:00  0 sec   20 sec  15 sec   0</pre> |  |
| <b>Error Messages</b>     | N/A   |  |
| <b>Related Commands</b>   | N/A   |  |



## Show Spanning Tree Interface Information

### Commands

**show spanning-tree interface** { <interface-type> <interface-id> }

**show spanning-tree interface** { <interface-type> <interface-id> } detail

|                           |   |  |
|---------------------------|---|--|
| <b>Syntax Description</b> | <b>show</b>   | Display the configuration/statistics/general information |
|                           | <b>spanning-tree</b>  | Spanning Tree-related information                        |
|                           | <b>interface</b>  | Spanning Tree interface information                      |
|                           | ethernet<br><slot/port>   | The Ethernet slot or port number                         |
|                           | detail  | Detailed information about the port and bridge           |
| <b>Defaults</b>           | N/A   |  |
| <b>Command Modes</b>      | User EXEC Mode  |  |
| <b>Usage Guidelines</b>   | N/A   |  |
| <b>Examples</b>           | moxa# show spanning-tree interface ethernet 1/2   |  |
|                           | moxa# show span in eth 1/1  |  |
|                           | <pre> Root      State      Cost      Prio  Type -----  - Disabled  Disable    200000000  128  SharedLAN  moxa# </pre> |  |
| <b>Error Messages</b>     | N/A   |  |
| <b>Related Commands</b>   | N/A   |  |

## Show Spanning Tree Details

### Commands

**show spanning-tree** [detail]

|                           |  |  |
|---------------------------|--|--|
| <b>Syntax Description</b> | <b>show</b>  | Display the configuration/statistics/general information |
|                           | <b>spanning-tree</b>   | Spanning Tree related information                        |
|                           | detail   | Detailed Spanning Tree information                       |
| <b>Defaults</b>           | N/A  |  |
| <b>Command Modes</b>      | User EXEC Mode   |  |
| <b>Usage Guidelines</b>   | N/A  |  |
| <b>Examples</b>           | <pre> moxa# show spanning-tree Root Id      Priority 0       Address 00:00:00:00:00:00       Cost    0       Port    0       Max Age 20 sec       Forward Delay 15 sec       Hello Time 2 sec  Spanning tree Protocol has been disabled Bridge Id    Priority 32768       Address 00:90:E8:11:22:31       Hello Time 2 sec       Max Age 20 sec       Forward Delay 15 sec  Port      Role      State      Cost      Prio      Type ----      - Eth1/1    Disabled  Discarding 20000     128      SharedLan Eth1/2    Disabled  Discarding 20000     128      SharedLan Eth1/3    Disabled  Discarding 20000     128      SharedLan Eth1/4    Disabled  Discarding 20000     128      SharedLan Eth1/5    Disabled  Discarding 20000     128      SharedLan Eth1/6    Disabled  Discarding 20000     128      SharedLan Eth1/7    Disabled  Discarding 20000     128      SharedLan Eth1/8    Disabled  Discarding 20000     128      SharedLan moxa# </pre> |  |
| <b>Error Messages</b>     | N/A  |  |
| <b>Related Commands</b>   | N/A  |  |

## Turbo Chain

### Show Turbo Chain Information

#### Commands

##### show turbo-chain

|                         |  |  |
|-------------------------|--|--|
| <b>Syntax</b>           | <b>show</b>  | Display configuration/statistics/general information |
| <b>Description</b>      | <b>turbo-chain</b>   | Display Turbo Chain information                      |
| <b>Defaults</b>         | N/A  |  |
| <b>Command Modes</b>    | Privileged EXEC  |  |
| <b>Usage Guidelines</b> | N/A  |  |
| <b>Examples</b>         | moxa# show turbo-chain<br>Admin Status: Disabled<br>Role: Member<br>Port Role    Port Number   Port State<br>-----<br>Member Port    Eth1/1    ---<br>Member Port    Eth1/2    --- |  |
| <b>Error Messages</b>   | N/A  |  |
| <b>Related Commands</b> | N/A  |  |

## Configure Turbo Chain Setting

### Commands

**turbo-chain** { enable | disable }

**turbo-chain role** { head | member | tail } **primary interface** { port-channel <port-channel-id (1-65535)> | <interface-type> <interface-id> } **secondary interface** { port-channel <port-channel-id (1-65535)> | <interface-type> <interface-id> }

|                           |   |   |
|---------------------------|---|---|
| <b>Syntax Description</b> | <b>turbo-chain</b>  | Configure Turbo Chain parameters                    |
|                           | enable  | Enable Turbo Chain                                  |
|                           | disable   | Disable Turbo Chain                                 |
|                           | <b>role</b>   | Configure the role of the switch in the Turbo Chain |
|                           | head  | Set the switch as the Turbo Chain head              |
|                           | member  | Set the switch as a Turbo Chain member              |
|                           | tail  | Set the switch as the Turbo Chain tail              |
|                           | <b>primary interface</b>  | Configure the Turbo Chain primary port              |
|                           |   | The interface of Turbo Chain                        |
|                           | port-channel  | The port channel interface                          |
|                           | port-channel-id   | The port channel ID                                 |
|                           | interface-type  | Ethernet interface                                  |
|                           | interface-id  | Slot number/port number                             |
|                           | <b>secondary interface</b>  | Configure the Turbo Chain secondary port            |
|                           | The interface of Turbo Chain  |   |
| <b>Defaults</b>           | Turbo Chain is disabled by default  |   |
| <b>Command Modes</b>      | Global Configuration  |   |
| <b>Usage Guidelines</b>   | N/A   |   |
| <b>Examples</b>           | moxa(config)# turbo-chain disable<br>moxa(config)# turbo-chain role member primary interface ethernet 1/1 secondary interface ethernet 1/2  |   |
| <b>Error Messages</b>     | % Turbo Chain: Invalid: Two Identical Turbo Chain Ports.<br>% L2 Redundancy: Invalid: Two redundant protocols cannot use the same port.<br>% L2 Redundancy: Invalid: Port channel member port cannot be assigned to a redundant protocol.<br>% L2 Redundancy: Invalid: The port-channel group does not exist.<br>% L2 Redundancy: Invalid: A maximum of two redundant protocols can be enabled.<br>% L2 Redundancy: Invalid: Turbo Chain and STP/RSTP cannot be enabled at the same time. |   |
| <b>Related Commands</b>   | show turbo-chain  |   |

# Management

## Network Management

### SNMP

#### Show SNMP Server Information

##### Commands

##### show snmp-server information

|                           |  |  |
|---------------------------|--|--|
| <b>Syntax Description</b> | <b>show</b>  | Display the configuration/statistics/general information |
|                           | <b>snmp-server</b>   | Display SNMP server information                          |
|                           | <b>information</b>   | Display general SNMP server information                  |
| <b>Defaults</b>           | N/A  |  |
| <b>Command Modes</b>      | Global configuration   |  |
| <b>Usage Guidelines</b>   | N/A  |  |
| <b>Examples</b>           | moxa# show snmp-server information<br>-----<br>snmp-server : enable<br>-----<br>version : v1-v2c<br>community read-only : public<br>community read-write : private |  |
| <b>Error Messages</b>     | % Can't get snmp-server information<br>% Can't get snmp-server community information   |  |
| <b>Related Commands</b>   | snmp-server  |  |

## Show SNMP Server User Account Information

### Commands

**show snmp-server user**

|                           |  |   |
|---------------------------|--|---|
| <b>Syntax Description</b> | <b>show</b>  | Displays the configuration/statistics/general information |
|                           | <b>snmp-server</b>   | Displays SNMP server information                          |
|                           | <b>user</b>  | Displays SNMP server user accounts                        |
| <b>Defaults</b>           | N/A  |   |
| <b>Command Modes</b>      | Global configuration   |   |
| <b>Usage Guidelines</b>   | N/A  |   |
| <b>Examples</b>           | moxa# show snmp-server user<br>-----<br>snmp-server user-account : 3<br>-----<br>user-name : testNoAuthNoPriv<br>authority : read_write<br>authenticate-type : none<br>encryption-method : disable<br><br>user-name : testAuthNoPriv<br>authority : read_write<br>authenticate-type : md5<br>encryption-method : disable<br><br>user-name : testAuthPriv<br>authority : read_write<br>authenticate-type : md5<br>encryption-method : des |   |
| <b>Error Messages</b>     | % Can't get snmp-server user-account information<br>% Can't get snmp-server user-account table   |   |
| <b>Related Commands</b>   | snmp-server  |   |

## Show SNMP Server Engine ID Information

### Commands

**show snmp-server engine-id**

|                           |   |  |
|---------------------------|---|--|
| <b>Syntax Description</b> | <b>show</b>   | Display the configuration/statistics/general information |
|                           | <b>snmp-server</b>  | Display SNMP server information                          |
|                           | <b>engine-id</b>  | Display the engine ID of the SNMP server                 |
| <b>Defaults</b>           | N/A   |  |
| <b>Command Modes</b>      | Global configuration  |  |
| <b>Usage Guidelines</b>   | N/A   |  |
| <b>Examples</b>           | moxa# show snmp-server engine-id<br>snmp-server engineID : 800021f303000111234567 |  |
| <b>Error Messages</b>     | % Can't get snmp-server status information  |  |
| <b>Related Commands</b>   | snmp-server   |  |

## Configure SNMP Server Access Mode

### Commands

**snmp-server access** { enable | disable | read-only }

|                           |   |  |
|---------------------------|---|--|
| <b>Syntax Description</b> | <b>snmp-server</b>  | Configure SNMP server parameters         |
|                           | <b>access</b>   | Configure the SNMP server access mode    |
|                           | enable  | Enable SNMP server access                |
|                           | disable   | Disable SNMP server access               |
|                           | read-only   | Set SNMP server access to read-only mode |
| <b>Defaults</b>           | SNMP server access is enabled by default  |  |
| <b>Command Modes</b>      | Global configuration  |  |
| <b>Usage Guidelines</b>   | N/A   |  |
| <b>Examples</b>           | moxa(config)# snmp-server access enable<br>moxa(config)# snmp-server access disable<br>moxa(config)# snmp-server access read-only |  |
| <b>Error Messages</b>     | N/A   |  |
| <b>Related Commands</b>   | snmp-server<br>show snmp-server   |  |

## Configure SNMP Server Read-Only Community Settings

### Commands

**snmp-server community read-only** <community-name(32)>

|                           |   |   |
|---------------------------|---|---|
| <b>Syntax Description</b> | <b>snmp-server</b>                                    | Configure snmp-server related parameters          |
|                           | <b>community</b>                                      | Configure the SNMP server community               |
|                           | <b>read-only</b>                                      | Configure the SNMP server community for read-only |
|                           | string (32)   | The SNMP server read-only community name          |
| <b>Defaults</b>           | The default read-only community name is set to public |   |
| <b>Command Modes</b>      | Global configuration                                  |   |
| <b>Usage Guidelines</b>   | N/A   |   |
| <b>Examples</b>           | moxa(config)# snmp-server community read-only public  |   |
| <b>Error Messages</b>     | N/A   |   |
| <b>Related Commands</b>   | snmp-server<br>show snmp-server                       |   |

## Delete SNMP Server Read-Only Community

### Commands

**no snmp-server community read-only**

|                           |  |   |
|---------------------------|--|---|
| <b>Syntax Description</b> | <b>no</b>  | Disable the configuration/delete the entry/reset to default value |
|                           | <b>snmp-server</b>                               | Configure SNMP server parameters                                  |
|                           | <b>community</b>                                 | Configure the SNMP server community                               |
|                           | <b>read-only</b>                                 | Configure the SNMP server community for read-only                 |
| <b>Defaults</b>           | N/A  |   |
| <b>Command Modes</b>      | Global configuration                             |   |
| <b>Usage Guidelines</b>   | N/A  |   |
| <b>Examples</b>           | moxa(config)# no snmp-server community read-only |   |
| <b>Error Messages</b>     | N/A  |   |
| <b>Related Commands</b>   | snmp-server<br>show snmp-server                  |   |

## Configure SNMP Server Read-Write Community Settings

### Commands

**snmp-server community read-write** <community-name(32)>

|                           |   |  |
|---------------------------|---|--|
| <b>Syntax Description</b> | <b>snmp-server</b>                                      | Configure SNMP server parameters                   |
|                           | <b>community</b>  | Configure the SNMP server community                |
|                           | <b>read-write</b>                                       | Configure the SNMP server community for read-write |
|                           | <b>community-name</b>                                   | Configure the community name of the SNMP server    |
|                           | string (32)   | The SNMP server read-write community name          |
| <b>Defaults</b>           | The default read-write community name is set to private |  |
| <b>Command Modes</b>      | Global configuration                                    |  |
| <b>Usage Guidelines</b>   | N/A   |  |
| <b>Examples</b>           | moxa(config)# snmp-server community read-write private  |  |
| <b>Error Messages</b>     | N/A   |  |
| <b>Related Commands</b>   | snmp-server<br>show snmp-server                         |  |

## Configure SNMP Server Read-Write Community to Default Value

### Commands

**no snmp-server community read-write**

|                           |   |  |
|---------------------------|---|--|
| <b>Syntax Description</b> | <b>no</b>   | Disable the configuration/delete the entry /reset to default value |
|                           | <b>snmp-server</b>                                | Configures SNMP server parameters                                  |
|                           | <b>community</b>                                  | Configure the SNMP server community                                |
|                           | <b>read-write</b>                                 | Configure the SNMP server community for read-write                 |
| <b>Defaults</b>           | N/A   |  |
| <b>Command Modes</b>      | Global configuration                              |  |
| <b>Usage Guidelines</b>   | N/A   |  |
| <b>Examples</b>           | moxa(config)# no snmp-server community read-write |  |
| <b>Error Messages</b>     | N/A   |  |
| <b>Related Commands</b>   | snmp-server<br>show snmp-server                   |  |

## Configure SNMP Server Version

### Commands

**snmp-server version** { v1-v2c-v3 | v1-v2c | v3 }

|                           |   |   |
|---------------------------|---|---|
| <b>Syntax Description</b> | <b>snmp-server</b>  | Configure SNMP server parameters                |
|                           | <b>version</b>  | Configure the SNMP server version compatibility |
|                           | v1-v2c-v3   | Set the SNMP server version to v1-v2c-v3        |
|                           | v1-v2c  | Set the SNMP server version to v1-v2c           |
|                           | v3  | Set the SNMP server version to v3-only          |
| <b>Defaults</b>           | The default SNMP server version is set to v1-v2c  |   |
| <b>Command Modes</b>      | Global configuration  |   |
| <b>Usage Guidelines</b>   | Set up at least one SNMP server user account before enabling v1-v2c-v3 or v3  |   |
| <b>Examples</b>           | moxa(config)# snmp-server version v1-v2c-v3<br>moxa(config)# snmp-server version v1-v2c<br>moxa(config)# snmp-server version v3 |   |
| <b>Error Messages</b>     | % Atleast setup one valid user before enable snmp-server version v1-v2c-v3 or v3  |   |
| <b>Related Commands</b>   | snmp-server<br>show snmp-server   |   |



## Configure SNMP Server Version to Default Value

### Commands

#### **no snmp-server version**

|                           |  |   |
|---------------------------|--|---|
| <b>Syntax Description</b> | <b>no</b>  | Disable the configuration/delete the entry/reset to default value |
|                           | <b>snmp-server</b>                               | Configure SNMP server parameters                                  |
|                           | <b>version</b>                                   | Configure the SNMP server version compatibility                   |
| <b>Defaults</b>           | The default SNMP server version is set to v1-v2c |   |
| <b>Command Modes</b>      | Global configuration                             |   |
| <b>Usage Guidelines</b>   | N/A  |   |
| <b>Examples</b>           | moxa(config)# no snmp-server version             |   |
| <b>Error Messages</b>     | N/A  |   |
| <b>Related Commands</b>   | snmp-server<br>show snmp-server                  |   |

## Configure SNMP Server User Account Settings

### Commands

**snmp-server user** <user-name(32)>

**authority** { read-only | read-write }

**auth-type** { none | md5 | sha } [auth-passwd <authentication-password(64)> ] encryption { disable| des | aes } [encryption-key <encryption-key(64)>]

|                           |   |   |
|---------------------------|---|---|
| <b>Syntax Description</b> | <b>snmp-server</b>  | Configure SNMP server parameters  |
|                           | <b>user</b>   | Configure SNMP server user accounts                                     |
|                           | user-name (32)  | The user name of the SNMP server user account                           |
|                           | <b>authority</b>  | Configure the access right for the user account                         |
|                           | read-only   | Give read-only access to the user                                       |
|                           | read-write  | Give read-write access to the user                                      |
|                           | <b>auth-type</b>  | Configure the authentication protocol for the SNMP server user account  |
|                           | none  | Do not use any authentication protocol                                  |
|                           | md5   | Use MD5 authentication  |
|                           | sha   | Use SHA authentication  |
|                           | auth-passwd   | Configure the authentication password for the SNMP server user account  |
|                           | authentication-password (64)  | The authentication password   |
|                           | <b>encryption</b>   | Configure the data encryption protocol for the SNMP server user account |
|                           | disable   | Disable data encryption   |
|                           | des   | Use DES data encryption   |
|                           | aes   | Use AES data encryption   |
| encryption-key            | Configure the data encryption key for the SNMP server user account  |   |
| encryption-key (64)       | The data encryption key   |   |
| <b>Defaults</b>           | There is no user account table by default   |   |
| <b>Command Modes</b>      | Global configuration  |   |
| <b>Usage Guidelines</b>   | If the authentication type is set to none, data encryption should be disabled.<br>If the authentication type is not none, an authentication password must be set up.<br>If data encryption is not disabled, a data encryption key must be set up.   |   |
| <b>Examples</b>           | <pre>moxa(config)# snmp-server user testNoAuthNoPriv authority read-write auth-type none encryption disable moxa(config)# moxa(config)# moxa(config)# snmp-server user testAuthNoPriv authority read-write auth-type md5 auth-passwd 1111111111 encryption disable moxa(config)# moxa(config)# moxa(config)# snmp-server user testAuthPriv authority read-write auth-type md5 auth-passwd 1111111111 encryption des encryption-key 2222222222 moxa(config)# moxa(config)#</pre> |   |
| <b>Error Messages</b>     | <pre>% If authentication-type is none, data-encryption method should be disabled % must setup authentication password % must setup data encryption key % Can't get snmp-server user-account information % Can't get snmp-server user-account table % Can't get snmp-server user-account table index ('%d') % Can't get user-name from snmp-server user-account table('%d') % Can't create user account % Can't modify user account</pre>  |   |
| <b>Related Commands</b>   | <pre>snmp-server show snmp-server</pre>   |   |

## Delete SNMP Server User Account

### Commands

**no snmp-server user** <user-name (32)>

|                           |   |   |
|---------------------------|---|---|
| <b>Syntax Description</b> | <b>no</b>   | Disable the configuration/delete the entry/reset to default value |
|                           | <b>snmp-server</b>  | Configure SNMP server parameters                                  |
|                           | <b>user</b>   | Configure SNMP server user accounts                               |
|                           | user-name (32)  | The user name of the SNMP server user account                     |
| <b>Defaults</b>           | N/A   |   |
| <b>Command Modes</b>      | Global configuration  |   |
| <b>Usage Guidelines</b>   | N/A   |   |
| <b>Examples</b>           | moxa(config)# no snmp-server user testNoAuthNoPriv<br>moxa(config)# no snmp-server user testAuthNoPriv<br>moxa(config)# no snmp-server user testAuthPriv  |   |
| <b>Error Messages</b>     | % Can't get snmp-server user-account information<br>% Can't get snmp-server user-account table<br>% Can't get snmp-server user-account table index ('%d')<br>% Can't get user-name from snmp-server user-account<br>% Can't delete user account |   |
| <b>Related Commands</b>   | snmp-server<br>show snmp-server   |   |

## Configure SNMP Server Transport Protocol Mode

### Commands

**snmp-server transport-protocol** { udp | tcp }

|                           |  |   |
|---------------------------|--|---|
| <b>Syntax Description</b> | <b>snmp-server</b>   | Configure SNMP server parameters            |
|                           | <b>transport-protocol</b>  | transport-protocol Transport layer protocol |
|                           | udp  | udp User datagram protocol                  |
|                           | tcp  | tcp Transmission control protocol           |
| <b>Defaults</b>           | udp  |   |
| <b>Command Modes</b>      | Global configuration   |   |
| <b>Usage Guidelines</b>   | N/A  |   |
| <b>Examples</b>           | moxa# config<br>moxa(config)# snmp-server transport-protocol udp<br>moxa(config)# snmp-server transport-protocol tcp |   |
| <b>Error messages</b>     | N/A  |   |
| <b>Related commands</b>   | snmp-server<br>show snmp-server  |   |

## SNMP Trap/Inform

### Show SNMP Trap Information

#### Commands

##### show snmp-trap information

|                           |  |  |
|---------------------------|--|--|
| <b>Syntax Description</b> | <b>show</b>  | Display the configuration/statistics/general information |
|                           | <b>snmp-trap</b>   | Display SNMP trap information                            |
|                           | <b>information</b>   | Display general SNMP trap information                    |
| <b>Defaults</b>           | N/A  |  |
| <b>Command Modes</b>      | Global configuration   |  |
| <b>Usage Guidelines</b>   | N/A  |  |
| <b>Examples</b>           | moxa# show snmp-trap information<br>-----<br>snmp-trap :<br>-----<br>inform-retry : 3<br>inform-timeout : 10 |  |
| <b>Error Messages</b>     | % Can't get snmp-trap information  |  |
| <b>Related Commands</b>   | snmp-trap  |  |

### Show SNMP Trap User Account Information

#### Commands

##### show snmp-trap user

|                           |  |  |
|---------------------------|--|--|
| <b>Syntax Description</b> | <b>show</b>  | Display the configuration/statistics/general information |
|                           | <b>snmp-trap</b>   | Display SNMP trap information                            |
|                           | <b>user</b>  | Display SNMP trap user accounts                          |
| <b>Defaults</b>           | N/A  |  |
| <b>Command Modes</b>      | Global configuration   |  |
| <b>Usage Guidelines</b>   | N/A  |  |
| <b>Examples</b>           | moxa# show snmp-trap user<br>-----<br>snmp-trap user-account : 1<br>-----<br>user-name : testNoAuthNoPriv<br>authenticate-type : none<br>encryption-method : disable |  |
| <b>Error Messages</b>     | % Can't get snmp-trap user-account information<br>% Can't get snmp-trap user-account table<br>% Can't get snmp-trap user-account table index ('%d')                  |  |
| <b>Related Commands</b>   | snmp-trap  |  |

## Show SNMP Trap Host Information

### Commands

#### show snmp-trap host

|                           |  |  |
|---------------------------|--|--|
| <b>Syntax Description</b> | <b>show</b>  | Display the configuration/statistics/general information |
|                           | <b>snmp-trap</b>   | Display SNMP trap information                            |
|                           | <b>host</b>  | Display SNMP trap host information                       |
| <b>Defaults</b>           | N/A  |  |
| <b>Command Modes</b>      | Global configuration   |  |
| <b>Usage Guidelines</b>   | N/A  |  |
| <b>Examples</b>           | <pre>moxa# show snmp-trap host ----- snmp-trap host-table      : 2 ----- hostName                  : 192.168.137.254 mode                      : trap-v1 community                 : public  hostName                  : 192.168.127.253 mode                      : inform-v3 community                 :</pre> |  |
| <b>Error Messages</b>     | <pre>% Can't get snmp-trap host information % Can't get snmp-trap host table % Can't get snmp-trap host table index('%d')</pre>  |  |
| <b>Related Commands</b>   | snmp-trap  |  |

## Configure SNMP Trap Host Settings

### Commands

```
snmp-trap host <host-address(32)> mode { trap-v1 | trap-v2c | inform-v2c | trap-v3 | inform-v3 }
[community <community-name(32)>]
```

|                           |  |  |
|---------------------------|--|--|
| <b>Syntax Description</b> | <b>snmp-trap</b>   | Configure SNMP trap parameters                 |
|                           | <b>host</b>  | Configure the SNMP trap host address           |
|                           | host-address (32)  | The SNMP trap host address                     |
|                           | <b>mode</b>  | Configure the SNMP trap mode                   |
|                           | trap-v1  | Use trap-v1 mode                               |
|                           | trap-v2c   | Use trap-v2c mode                              |
|                           | inform-v2c   | Use inform-v2c mode                            |
|                           | trap-v3  | Use trap-v3 mode                               |
|                           | inform-v3  | Use inform-v3 mode                             |
|                           | community  | Configure the community for the SNMP trap host |
| community-name (32)       | The community name for the SNMP trap host  |  |
| <b>Defaults</b>           | There is no SNMP trap host entry by default  |  |
| <b>Command Modes</b>      | Global configuration   |  |
| <b>Usage Guidelines</b>   | A community name must be set when using trap-v1, trap-v2c, or inform-v2c mode. SNMP v3 must be enabled when SNMP trap-v3 mode is enabled. At least one valid user must be set up before setting the SNMP trap host to trap-v3 mode.  |  |
| <b>Examples</b>           | moxa(config)# snmp-trap host 192.168.127.254 mode trap-v1 community public<br>moxa(config)# snmp-trap host 192.168.127.253 mode inform-v3  |  |
| <b>Error Messages</b>     | % Can't get snmp-trap host information<br>% Can't get host name from snmp-trap host table<br>% Can't get snmp-trap host table index('%d')<br>% Can't get host-name from snmp-trap host table('%d')<br>% Can't create host entry<br>% Can't modify host entry<br>% must set community name when mode is trap-v1, trap-v2c or inform-v2c<br>% must enable v3 in snmp-server when snmp-trap host <host-address> trap-v3 mode is enable<br>% Atleast setup one valid user before enable snmp-trap host to trap-v3 mode |  |
| <b>Related Commands</b>   | snmp-trap<br>show snmp-trap  |  |

## Delete SNMP Trap Host Entry

### Commands

```
no snmp-trap host <host-address(32)>
```

|                           |   |   |
|---------------------------|---|---|
| <b>Syntax Description</b> | <b>no</b>   | Disable the configuration/delete the entry/reset to default value |
|                           | <b>snmp-trap</b>  | Configure SNMP trap parameters                                    |
|                           | host  | Configure the SNMP trap host address                              |
|                           | host-address (32)   | The SNMP trap host address  |
| <b>Defaults</b>           | N/A   |   |
| <b>Command Modes</b>      | Global configuration  |   |
| <b>Usage Guidelines</b>   | N/A   |   |
| <b>Examples</b>           | moxa(config)# no snmp-trap host 192.168.127.254<br>moxa(config)# no snmp-trap host 192.168.127.253  |   |
| <b>Error Messages</b>     | % Can't get snmp-trap host information<br>% Can't get host name from snmp-trap host table<br>% Can't get snmp-trap host table index('%d')<br>% Can't get host-name from snmp-trap host table('%d')<br>% Can't delete host entry |   |
| <b>Related Commands</b>   | snmp-trap<br>show snmp-trap   |   |

## Configure SNMP Trap Inform Retry Setting

### Commands

**snmp-trap inform-retries** <inform-retries-number(1-99)>

|                           |  |  |
|---------------------------|--|--|
| <b>Syntax Description</b> | <b>snmp-trap</b>   | Configure SNMP trap parameters         |
|                           | <b>inform-retries</b>                                      | Configure SNMP trap inform retries     |
|                           | inform-retries-number (1-99)                               | The amount of SNMP trap inform retries |
| <b>Defaults</b>           | The default number of SNMP trap inform retries is set to 3 |  |
| <b>Command Modes</b>      | Global configuration                                       |  |
| <b>Usage Guidelines</b>   | N/A  |  |
| <b>Examples</b>           | moxa(config)# snmp-trap inform-retries 3                   |  |
| <b>Error Messages</b>     | N/A  |  |
| <b>Related Commands</b>   | snmp-trap<br>show snmp-trap                                |  |

## Reset SNMP Trap Inform Retry to Default Value

### Commands

**no snmp-trap inform-retries**

|                           |   |   |
|---------------------------|---|---|
| <b>Syntax Description</b> | <b>no</b>                                 | Disable the configuration/delete the entry/reset to default value |
|                           | <b>snmp-trap</b>                          | Configure SNMP trap parameters                                    |
|                           | <b>inform-retries</b>                     | Configure SNMP trap inform retries                                |
| <b>Defaults</b>           | N/A                                       |   |
| <b>Command Modes</b>      | Global configuration                      |   |
| <b>Usage Guidelines</b>   | N/A                                       |   |
| <b>Examples</b>           | moxa(config)# no snmp-trap inform-retries |   |
| <b>Error Messages</b>     | N/A                                       |   |
| <b>Related Commands</b>   | snmp-trap<br>show snmp-trap               |   |

## Configure SNMP Trap Inform Timeout Setting

### Commands

**snmp-trap inform-timeout** <inform-timeout-number(1-300)>

|                           |   |   |
|---------------------------|---|---|
| <b>Syntax Description</b> | <b>snmp-trap</b>  | Configure SNMP trap parameters          |
|                           | <b>inform-timeout</b>                                     | Configure the SNMP trap inform timeout  |
|                           | inform-timeout-number (1-300)                             | The SNMP trap inform timeout in seconds |
| <b>Defaults</b>           | The default SNMP trap inform timeout is set to 10 seconds |   |
| <b>Command Modes</b>      | Global configuration                                      |   |
| <b>Usage Guidelines</b>   | N/A   |   |
| <b>Examples</b>           | moxa(config)# snmp-trap inform-timeout 10                 |   |
| <b>Error Messages</b>     | N/A   |   |
| <b>Related Commands</b>   | snmp-trap<br>show snmp-trap                               |   |

## Reset SNMP Trap Inform Timeout to Default Value

### Commands

**no snmp-trap inform-timeout**

|                           |   |   |
|---------------------------|---|---|
| <b>Syntax Description</b> | <b>no</b>                                 | Disable the configuration/delete the entry/reset to default value |
|                           | <b>snmp-trap</b>                          | Configure SNMP trap parameters                                    |
|                           | <b>inform-timeout</b>                     | Configure the SNMP trap inform timeout                            |
| <b>Defaults</b>           | N/A                                       |   |
| <b>Command Modes</b>      | Global configuration                      |   |
| <b>Usage Guidelines</b>   | N/A                                       |   |
| <b>Examples</b>           | moxa(config)# no snmp-trap inform-timeout |   |
| <b>Error Messages</b>     | N/A                                       |   |
| <b>Related Commands</b>   | snmp-trap<br>show snmp-trap               |   |

## Configure SNMP Trap User Account Settings

### Commands

**snmp-trap user** <user-name(32)> **auth-type** { none | md5 | sha } [auth-passwd <authentication-password(64)> ] **encryption** { disable| des | aes } [encryption-key <encryption-key(64)>]

|                            |   |   |
|----------------------------|---|---|
| <b>Syntax Description</b>  | <b>snmp-trap</b>  | Configures SNMP trap parameters                                       |
|                            | <b>user</b>   | Configure SNMP trap user accounts                                     |
|                            | <b>user-name(32)</b>  | The user name of the SNMP trap user account                           |
|                            | <b>auth-type</b>  | Configure the authentication protocol for the SNMP trap user account  |
|                            | none  | Do not use any authentication protocol                                |
|                            | md5   | Use MD5 authentication  |
|                            | sha   | Use SHA authentication  |
|                            | <b>auth-passwd</b>  | Configure the authentication password for the SNMP trap user account  |
|                            | <b>authentication-password (64)</b>   | The authentication password   |
|                            | <b>encryption</b>   | Configure the data encryption protocol for the SNMP trap user account |
|                            | disable   | Disable data encryption   |
|                            | des   | Use DES data encryption   |
|                            | aes   | Use AES data encryption   |
| <b>encryption-key</b>      | Configure the data encryption key for the SNMP trap user account  |   |
| <b>encryption-key (64)</b> | The data encryption key   |   |
| <b>Defaults</b>            | There is no user account table by default   |   |
| <b>Command Modes</b>       | Global configuration  |   |
| <b>Usage Guidelines</b>    | If the authentication type is set to none, data encryption should be disabled.<br>If the authentication type is not none, an authentication password must be set up.<br>If data encryption is not disabled, a data encryption key must be set up.   |   |
| <b>Examples</b>            | moxa# config<br>moxa(config)# snmp-trap user test auth-type none encryption disable<br>moxa(config)# snmp-trap user test auth-type md5 auth-passwd 1111111111 encryption disable<br>moxa(config)# snmp-trap user test auth-type md5 auth-passwd 1111111111 encryption des encryption-key 2222222222   |   |
| <b>Error Messages</b>      | % If authentication-type is none, data-encryption method should be disabled<br>% must setup authentication password<br>% must setup data encryption key<br>% Can't get snmp-trap user-account information<br>% Can't get snmp-trap user-account table<br>% Can't get snmp-trap user-account table index ('%d')<br>% Can't get user-name from snmp-trap user-account table('%d')<br>% Can't create user account<br>% Can't modify user account |   |



|                         |                             |
|-------------------------|-----------------------------|
| <b>Related Commands</b> | snmp-trap<br>show snmp-trap |
|-------------------------|-----------------------------|

## Delete SNMP Trap User Account

### Commands

**no snmp-trap user** <user-name (32)>

|                           |   |   |
|---------------------------|---|---|
| <b>Syntax Description</b> | <b>no</b>   | Disable the configuration/delete the entry/reset to default value |
|                           | <b>snmp-trap</b>  | Configures SNMP trap parameters                                   |
|                           | <b>user</b>   | Configure SNMP trap user accounts                                 |
|                           | user-name (32)  | The user name of the SNMP trap user account                       |
| <b>Defaults</b>           | N/A   |   |
| <b>Command Modes</b>      | Global configuration  |   |
| <b>Usage Guidelines</b>   | N/A   |   |
| <b>Examples</b>           | moxa(config)# no snmp-trap user test  |   |
| <b>Error Messages</b>     | % Can't get snmp-trap user-account information<br>% Can't get snmp-trap user-account table<br>% Can't get snmp-trap user-account table index ('%d')<br>% Can't get user-name from snmp-trap user-account<br>% Can't delete user account |   |
| <b>Related Commands</b>   | snmp-trap<br>show snmp-trap   |   |

# Security

## Device Security

### Management Interface

#### Enable Network Server

### Commands

**ip** { http | https | telnet | ssh | moxa-command } **server enable**

|                           |   |   |
|---------------------------|---|---|
| <b>Syntax Description</b> | <b>ip</b>   | Configure IP parameters                                 |
|                           | http  | Configure HTTP management UI service parameters         |
|                           | https   | Configure HTTPS management UI service parameters        |
|                           | telnet  | Configure Telnet management UI service parameters       |
|                           | ssh   | Configure SSH management UI service parameters          |
|                           | moxa-command  | Configure Moxa Command management UI service parameters |
|                           | <b>server</b>   | Configure management UI service server parameters       |
|                           | <b>enable</b>   | Enable the management UI service                        |
| <b>Defaults</b>           | http: enabled<br>https: enabled<br>telnet: enabled<br>ssh: enabled<br>moxa-command: enabled |   |
| <b>Command Modes</b>      | Global Configuration  |   |
| <b>Usage Guidelines</b>   | N/A   |   |
| <b>Examples</b>           | moxa# configure terminal<br>moxa(config)# ip https server enable                            |   |
| <b>Error Messages</b>     | N/A   |   |
| <b>Related Commands</b>   | N/A   |   |

## Disable Network Server

### Commands

**ip** { http | https | telnet | ssh | moxa-command } **server disable**

|                           |   |   |
|---------------------------|---|---|
| <b>Syntax Description</b> | <b>ip</b>   | Configure IP parameters                                 |
|                           | http  | Configure HTTP management UI service parameters         |
|                           | https   | Configure HTTPS management UI service parameters        |
|                           | telnet  | Configure Telnet management UI service parameters       |
|                           | ssh   | Configure SSH management UI service parameters          |
|                           | moxa-command  | Configure Moxa Command management UI service parameters |
|                           | <b>server disable</b>   | Configure management UI service server parameters       |
| <b>Defaults</b>           | http: enabled<br>https: enabled<br>telnet: enabled<br>ssh: enabled<br>moxa-command: enabled |   |
| <b>Command Modes</b>      | Global Configuration  |   |
| <b>Usage Guidelines</b>   | N/A   |   |
| <b>Examples</b>           | moxa# configure terminal<br>moxa(config)# ip telnet server disable                          |   |
| <b>Error Messages</b>     | N/A   |   |
| <b>Related Commands</b>   | N/A   |   |

## Configure Network Port Numbers

### Commands

**ip** { http | https | telnet | ssh } **port** <port-number>

|                           |   |   |
|---------------------------|---|---|
| <b>Syntax Description</b> | <b>ip</b>   | Configure IP parameters                                 |
|                           | http  | Configure HTTP management UI service parameters         |
|                           | https   | Configure HTTPS management UI service parameters        |
|                           | telnet  | Configure Telnet management UI service parameters       |
|                           | ssh   | Configure SSH management UI service parameters          |
|                           | <b>port</b>   | Configure the service port of the management UI service |
|                           | port-number   | The service port number                                 |
| <b>Defaults</b>           | http server port: 80<br>https server port: 443<br>telnet server port: 23<br>ssh server port: 22 |   |
| <b>Command Modes</b>      | Global Configuration  |   |
| <b>Usage Guidelines</b>   | N/A   |   |
| <b>Examples</b>           | moxa# configure terminal<br>moxa(config)# ip http port 8080                                     |   |
| <b>Error Messages</b>     | Invalid: UI service management port port-number is duplicated.                                  |   |
| <b>Related Commands</b>   | N/A   |   |

## Configure SNMP Server Port Number

### Commands

**snmp-server port** <port-number>

|                           |   |   |
|---------------------------|---|---|
| <b>Syntax Description</b> | <b>snmp-server</b>  | Configure SNMP server parameters              |
|                           | <b>port</b>   | Configure the service port of the SNMP server |
|                           | port-number   | The service port number                       |
| <b>Defaults</b>           | The default SNMP server port is set to 161                      |   |
| <b>Command Modes</b>      | Global Configuration  |   |
| <b>Usage Guidelines</b>   | N/A   |   |
| <b>Examples</b>           | moxa# configure terminal<br>moxa(config)# snmp-server port 1661 |   |
| <b>Error Messages</b>     | N/A   |   |
| <b>Related Commands</b>   | N/A   |   |

## Configure Network Maximum Session Numbers

### Commands

**ip http max-session** <session-number>

|                           |   |  |
|---------------------------|---|--|
| <b>Syntax Description</b> | <b>ip</b>   | Configure IP parameters  |
|                           | <b>http</b>   | Configure HTTP/HTTPS management UI service parameters                            |
|                           | <b>max-session</b>  | Configure the maximum number of concurrent login sessions through HTTP and HTTPS |
|                           | session-number  | The maximum number of login sessions   |
| <b>Defaults</b>           | The maximum number of concurrent HTTP sessions is set to 5 by default |  |
| <b>Command Modes</b>      | Global Configuration  |  |
| <b>Usage Guidelines</b>   | N/A   |  |
| <b>Examples</b>           | moxa# configure terminal<br>moxa(config)# ip http max-session 3       |  |
| <b>Error Messages</b>     | N/A   |  |
| <b>Related Commands</b>   | N/A   |  |

## Configure Network Terminal Maximum Session Numbers

### Commands

**ip terminal max-session** <session-number>

|                           |   |   |
|---------------------------|---|---|
| <b>Syntax Description</b> | <b>ip</b>   | Configure IP parameters   |
|                           | <b>terminal</b>   | Configure Telnet and SSH terminal parameters  |
|                           | <b>max-session</b>  | Configure the maximum number of concurrent login sessions through Telnet and SSH terminal |
|                           | session-number  | Maximum number of login sessions  |
| <b>Defaults</b>           | max terminal session: 1   |   |
| <b>Command Modes</b>      | Global Configuration  |   |
| <b>Usage Guidelines</b>   | N/A   |   |
| <b>Examples</b>           | moxa# configure terminal<br>moxa(config)# ip terminal max-session 3 |   |
| <b>Error Messages</b>     | N/A   |   |
| <b>Related Commands</b>   | N/A   |   |

## Show Network Service Information

### Commands

**show ip service information**

|                           |  |  |
|---------------------------|--|--|
| <b>Syntax Description</b> | <b>show</b>  | Display configuration/status information           |
|                           | <b>ip</b>  | Display IP information                             |
|                           | <b>service</b>   | Display management UI service information          |
|                           | <b>information</b>   | Display the information for management UI services |
| <b>Defaults</b>           | N/A  |  |
| <b>Command Modes</b>      | User EXEC<br>Privileged EXEC   |  |
| <b>Usage Guidelines</b>   | N/A  |  |
| <b>Examples</b>           | moxa# show ip service information<br>HTTP service: Enabled<br>HTTP port: 80<br>HTTPS service: Enabled<br>HTTPS port: 443<br>Telnet service: Enabled<br>Telnet port: 23<br>SSH service: Enabled<br>SSH port: 22<br>SNMP service: Enabled<br>SNMP port: 161<br>MOXA service: Enabled<br>HTTP/HTTPS Maximum Login Sessions: 5<br>Telnet/SSH Maximum Login Sessions: 1 |  |
| <b>Error Messages</b>     | N/A  |  |
| <b>Related Commands</b>   | N/A  |  |

## Login Policy

### Configure Login Lockout Settings

#### Commands

**login lockout** <enable|disable>

**login lockout** <minute(1-10)> **attempts** <tries(1-10)>

|                           |  |  |
|---------------------------|--|--|
| <b>Syntax Description</b> | <b>login</b>   | Configure login parameters   |
|                           | <b>lockout</b>   | Configure the maximum number of failed login attempts and the lockout time to block the user from logging in |
|                           | enable   | Enable login lockout   |
|                           | disable  | Disable login lockout  |
|                           | minute   | Configure the lockout time ranging from 1 to 10 minutes  |
|                           | <b>attempts</b>  | Configure the maximum number of login attempts   |
|                           | tries  | The number of tries ranging from 1 to 10   |
| <b>Defaults</b>           | N/A  |  |
| <b>Command Modes</b>      | Global configuration   |  |
| <b>Usage Guidelines</b>   | N/A  |  |
| <b>Examples</b>           | (config)# login lockout 10 attempts 5<br>(config)# login lockout enable<br>(config)# login lockout disable |  |
| <b>Error messages</b>     | N/A  |  |
| <b>Related commands</b>   | N/A  |  |

## Configure Login Banner

### Commands

**login banner** <string (500)>

**no login banner**

|                           |  |  |
|---------------------------|--|--|
| <b>Syntax Description</b> | <b>no</b>  | Remove configuration/delete entry/reset to default value |
|                           | <b>login</b>   | Configure login parameters                               |
|                           | <b>banner</b>  | Configure a login banner                                 |
|                           | string   | The login banner content up to 500 characters            |
| <b>Defaults</b>           | N/A  |  |
| <b>Command Modes</b>      | Global configuration   |  |
| <b>Usage Guidelines</b>   | N/A  |  |
| <b>Examples</b>           | (config)# login banner "this is a banner"<br>(config)# no login banner |  |
| <b>Error messages</b>     | N/A  |  |
| <b>Related commands</b>   | N/A  |  |

## Configure Login Failure Message

### Commands

**login fail-message** <fail-message>

**no login fail-message**

|                           |   |  |
|---------------------------|---|--|
| <b>Syntax Description</b> | <b>no</b>   | Remove configuration/delete entry/reset to default value |
|                           | <b>login</b>  | Configure login parameters                               |
|                           | <b>fail-message</b>   | Configure a login failure message                        |
|                           | string  | The login failure message up to 500 characters           |
| <b>Defaults</b>           | N/A   |  |
| <b>Command Modes</b>      | Global configuration  |  |
| <b>Usage Guidelines</b>   | N/A   |  |
| <b>Examples</b>           | (config)# login fail-message "this is a failure message"<br>(config)# no login fail-message |  |
| <b>Error messages</b>     | N/A   |  |
| <b>Related commands</b>   | N/A   |  |

## Configure Timeout Value for a Session End

### Commands

**session timeout** <integer (0-1440)>

|                           |   |  |
|---------------------------|---|--|
| <b>Syntax Description</b> | <b>session</b>                                    | Configure session parameters                     |
|                           | <b>timeout</b>                                    | Configure the session timeout value              |
|                           | integer   | The timeout value ranging from 0 to 1440 seconds |
| <b>Defaults</b>           | N/A   |  |
| <b>Command Modes</b>      | Global configuration                              |  |
| <b>Usage Guidelines</b>   | N/A   |  |
| <b>Examples</b>           | moxa# config<br>moxa(config)# session timeout 100 |  |
| <b>Error messages</b>     | N/A   |  |
| <b>Related commands</b>   | N/A   |  |

## Show Session Timeout Information

### Commands

show session timeout

|                           |  |                                     |
|---------------------------|--|-------------------------------------|
| <b>Syntax Description</b> | <b>show</b>  | Display running information         |
|                           | <b>session</b>   | Display session information         |
|                           | <b>timeout</b>   | Display session timeout information |
| <b>Defaults</b>           | N/A  |                                     |
| <b>Command Modes</b>      | Global configuration                                   |                                     |
| <b>Usage Guidelines</b>   | N/A  |                                     |
| <b>Examples</b>           | moxa# show session timeout<br>Session TimeOut: 5 (Min) |                                     |
| <b>Error messages</b>     | N/A  |                                     |
| <b>Related commands</b>   | N/A  |                                     |

## Show Login Failure Message

### Commands

show login fail-message

|                           |   |                                   |
|---------------------------|---|-----------------------------------|
| <b>Syntax Description</b> | <b>show</b>   | Display running information       |
|                           | <b>login</b>  | Display login information         |
|                           | <b>fail-message</b>   | Display the login failure message |
| <b>Defaults</b>           | N/A   |                                   |
| <b>Command Modes</b>      | Global configuration  |                                   |
| <b>Usage Guidelines</b>   | N/A   |                                   |
| <b>Examples</b>           | moxa# show log fail-message<br>Login Fail Message:<br>This is a failed message! |                                   |
| <b>Error messages</b>     | N/A   |                                   |
| <b>Related commands</b>   | N/A   |                                   |

## Show Login Banner

### Commands

show login banner

|                           |  |                             |
|---------------------------|--|-----------------------------|
| <b>Syntax Description</b> | <b>show</b>  | Display running information |
|                           | <b>login</b>   | Display login information   |
|                           | <b>banner</b>  | Display the login banner    |
| <b>Defaults</b>           | N/A  |                             |
| <b>Command Modes</b>      | Global configuration   |                             |
| <b>Usage Guidelines</b>   | N/A  |                             |
| <b>Examples</b>           | moxa# show log banner<br>Login Banner Message:<br>this is a banner |                             |
| <b>Error messages</b>     | N/A  |                             |
| <b>Related commands</b>   | N/A  |                             |

## Show Login Authentication

### Commands

show login authentication

|                           |   |                                    |
|---------------------------|---|------------------------------------|
| <b>Syntax Description</b> | <b>show</b>   | Display running information        |
|                           | <b>login</b>  | Display login information          |
|                           | <b>authentication</b>   | Display authentication information |
| <b>Defaults</b>           | N/A   |                                    |
| <b>Command Modes</b>      | Global configuration  |                                    |
| <b>Usage Guidelines</b>   | N/A   |                                    |
| <b>Examples</b>           | moxa# show login authentication<br>Login Authentication Method: Local |                                    |
| <b>Error messages</b>     | N/A   |                                    |
| <b>Related commands</b>   | N/A   |                                    |

## Trusted Access

### Configure Trusted Access Settings

#### Commands

**trusted-access ip-source** <ip-address> [{<subnet-mask> | / <prefix-length(0-32)>}]

**no trusted-access ip-source** <ip-address> [{<subnet-mask> | / <prefix-length(0-32)>}]

|                           |   |   |
|---------------------------|---|---|
| <b>Syntax Description</b> | <b>no</b>   | Disable the configuration/delete the entry/reset to default value |
|                           | <b>trusted-access</b>   | Configure IP trusted access parameters                            |
|                           | <b>ip-source</b>  | Configure the IP source   |
|                           | ucast_addr  | Configure the network or host IP address                          |
|                           | ip_mask   | Configure the subnet mask of the IP address                       |
|                           | "/"   | Configure the CIDR notation                                       |
|                           | short (0-32)  | Configure the prefix length                                       |
| <b>Defaults</b>           | Trusted access is disabled by default   |   |
| <b>Command Modes</b>      | Privileged EXEC<br>Global Configuration   |   |
| <b>Usage Guidelines</b>   | Trusted access will take effect when the "trusted-access enable" command is executed.   |   |
| <b>Examples</b>           | (config)# trusted-access ip-source 10.10.10.10 255.255.255.0<br>(config)# trusted-access ip-source 20.10.10.10 / 24<br>(config)# trusted-access ip-source 30.10.10.10<br>(config)# no trusted-access ip-source 10.10.10.10 255.255.255.0<br>(config)# no trusted-access ip-source 20.10.10.10 / 24<br>(config)# no trusted-access ip-source 30.10.10.10 |   |
| <b>Error Messages</b>     | N/A   |   |
| <b>Related Commands</b>   | show trusted-access<br>trusted-access enable  |   |

## Enable/Disable IP Trusted Access List

### Commands

**trusted-access** <enable>

**trusted-access** <disable>

|                           |   |  |
|---------------------------|---|--|
| <b>Syntax Description</b> | <b>trusted-access</b>   | Configure IP trusted access parameters |
|                           | enable  | Enable the IP trusted access list      |
|                           | disable   | Disable the IP trusted access list     |
| <b>Defaults</b>           | N/A   |  |
| <b>Command Modes</b>      | Privileged EXEC<br>Global Configuration                             |  |
| <b>Usage Guidelines</b>   | N/A   |  |
| <b>Examples</b>           | (config)# trusted-access enable<br>(config)# trusted-access disable |  |
| <b>Error messages</b>     | N/A   |  |
| <b>Related commands</b>   | trusted-access disable  |  |

## Show Trusted Access IP List

### Commands

**show trusted-access**

|                           |   |  |
|---------------------------|---|--|
| <b>Syntax Description</b> | <b>show</b>   | Display configuration/status information |
|                           | <b>trusted-access</b>   | Display IP trusted access information    |
| <b>Defaults</b>           | N/A   |  |
| <b>Command Modes</b>      | User EXEC<br>Privileged EXEC  |  |
| <b>Usage Guidelines</b>   | N/A   |  |
| <b>Examples</b>           | moxa# show trusted-access<br>Trusted Access Table : Disabled<br>-----<br>IP Address : 210.222.222.225<br>Subnet Mask : 255.255.255.0<br>moxa# |  |
| <b>Error Messages</b>     | % No such manager found<br>% Manager is not configured  |  |
| <b>Related Commands</b>   | trusted-access  |  |

## SSH & SSL

### Re-generate New Web SSL Certificate

#### Commands

**web certificate generate**

|                           |                                    |                                      |
|---------------------------|------------------------------------|--------------------------------------|
| <b>Syntax Description</b> | <b>web</b>                         | Configure web parameters             |
|                           | <b>certificate</b>                 | Configure the web server certificate |
|                           | <b>generate</b>                    | Generate a self-signed certificate   |
| <b>Defaults</b>           | N/A                                |                                      |
| <b>Command Modes</b>      | Global configuration               |                                      |
| <b>Usage Guidelines</b>   | N/A                                |                                      |
| <b>Examples</b>           | (config)# web certificate generate |                                      |
| <b>Error messages</b>     | N/A                                |                                      |
| <b>Related commands</b>   | N/A                                |                                      |



## Import New Web SSL Certificate via TFTP or SFTP

### Commands

**web certificate import** { <tftp\_url> | <sftp\_url> }

|                           |  |   |
|---------------------------|--|---|
| <b>Syntax Description</b> | <b>web</b>   | Configure web parameters                        |
|                           | <b>certificate</b>   | Configure the web server certificate            |
|                           | <b>import</b>  | Import the certificate from a remote server     |
|                           | tftp_url   | The file on the remote TFTP server to be copied |
|                           | sftp_url   | The file on the remote SFTP server to be copied |
| <b>Defaults</b>           | N/A  |   |
| <b>Command Modes</b>      | Global configuration   |   |
| <b>Usage Guidelines</b>   | N/A  |   |
| <b>Examples</b>           | (config)# web certificate import tftp://192.168.1.1/server.crt |   |
| <b>Error messages</b>     | Format or Password Error<br>Server not Connected               |   |
| <b>Related commands</b>   | N/A  |   |

## Export Web SSL Certificate Signing Request via TFTP/SFTP

### Commands

**web signing-request export** { <tftp\_url> | <sftp\_url> }

|                           |  |  |
|---------------------------|--|--|
| <b>Syntax Description</b> | <b>web</b>   | Configure Web related parameters                     |
|                           | <b>signing-request</b>   | Configure the web server certificate signing request |
|                           | <b>export</b>  | Export the certificate                               |
|                           | tftp_url   | The file on the remote TFTP server to be copied      |
|                           | sftp_url   | The file on the remote SFTP server to be copied      |
| <b>Defaults</b>           | N/A  |  |
| <b>Command Modes</b>      | Global configuration   |  |
| <b>Usage Guidelines</b>   | N/A  |  |
| <b>Examples</b>           | (config)# web signing-request export tftp://192.168.1.1/server.csr |  |
| <b>Error Messages</b>     | Server not Connected   |  |
| <b>Related Commands</b>   | N/A  |  |

## Re-generate New SSH Key

### Commands

**ssh key generate**

|                           |                            |                              |
|---------------------------|----------------------------|------------------------------|
| <b>Syntax Description</b> | <b>ssh</b>                 | Configure SSH parameters     |
|                           | <b>key</b>                 | Configure the SSH server key |
|                           | <b>generate</b>            | Generate the SSH key         |
| <b>Defaults</b>           | N/A                        |                              |
| <b>Command Modes</b>      | Global configuration       |                              |
| <b>Usage Guidelines</b>   | N/A                        |                              |
| <b>Examples</b>           | (config)# ssh key generate |                              |
| <b>Error messages</b>     | N/A                        |                              |
| <b>Related commands</b>   | N/A                        |                              |

# Network Security

## Traffic Storm Control

### Enable/Disable Storm Control

#### Commands

**storm-control** {bc | mc | bc\_mc} level <rate -value(1000-1488000)>

**no storm-control** {bc | mc | bc\_mc}

|                           |   |   |
|---------------------------|---|---|
| <b>Syntax Description</b> | <b>no</b>   | Remove configuration delete entry/reset to default value          |
|                           | <b>storm-control</b>  | Configure storm control parameters                                |
|                           | bc  | Configure broadcast packet storm control parameters               |
|                           | mc  | Configure multicast packet storm control parameters               |
|                           | bc_mc   | Configure broadcast and multicast packet storm control parameters |
|                           | level   | Configure the control suppression level                           |
|                           | rate-value<br>(625-1488100)   | The storm control rate value                                      |
| <b>Defaults</b>           | N/A   |   |
| <b>Command Modes</b>      | Privileged EXEC<br>Global Configuration   |   |
| <b>Usage Guidelines</b>   | N/A   |   |
| <b>Examples</b>           | moxa# configure<br>moxa(config)# interface ethernet 1/1<br>moxa(config-if)# storm-control bc level 635<br><br>moxa# configure<br>moxa(config)# interface ethernet 1/1<br>moxa(config-if)# storm-control bc_mc level 1270<br><br>moxa# configure<br>moxa(config)# interface ethernet 1/1<br>moxa(config-if)# no storm-control bc |   |
| <b>Error Messages</b>     | 'Invalid: Your configure value {}'.format(cfg_val) + ' exists too large bias because of limitation of hardware.' + ' We suggest configure the value {}'.format(suggest_cfg_val) again.'   |   |
| <b>Related Commands</b>   | moxa(config-if)# no storm-control {bc   mc   bc_mc}<br>moxa# show [<ifXtype> <ifnum>] storm-control   |   |

## Show Storm Control Status

### Commands

**show interfaces** [<ifXtype> <ifnum>] storm-control

|                           |   |   |
|---------------------------|---|---|
| <b>Syntax Description</b> | <b>show</b>   | Display configuration/status information  |
|                           | <b>interface</b>  | Display interface information   |
|                           | ifXtype   | The interface type  |
|                           | ifnum   | The interface number  |
|                           | <b>storm-control</b>  | Display the broadcast, multicast, and unicast storm control suppression levels of the interface |
| <b>Defaults</b>           | N/A   |   |
| <b>Command Modes</b>      | Privileged EXEC<br>Global Configuration   |   |
| <b>Usage Guidelines</b>   | N/A   |   |
| <b>Examples</b>           | <pre>moxa# show interface ethernet 1/1 storm-control  Eth1/1 DLF Storm Control      : Disabled Broadcast Storm Control : Disabled Multicast Storm Control : Disabled  moxa# show interface ethernet 1/1 storm-control  Eth1/1 DLF Storm Control      : Disabled Broadcast Storm Control : Enabled Broadcast Storm Control Level : 635  Multicast Storm Control : Disabled</pre> |   |
| <b>Error Messages</b>     | N/A   |   |
| <b>Related Commands</b>   | <pre>moxa(config-if)# storm-control {bc   mc   bc_mc } level &lt;rate-value(625-1488100)&gt; moxa(config-if)# no storm-control {bc   mc   bc_mc }</pre>   |   |

## Authentication

### Login Authentication

#### Configure Login Authentication Settings

### Commands

**login authentication** [{ radius | tacacs }] [local]

|                           |   |   |
|---------------------------|---|---|
| <b>Syntax Description</b> | <b>login</b>  | Configure login parameters                |
|                           | <b>authentication</b>   | Configure authentication parameters       |
|                           | radius  | Configure RADIUS authentication servers   |
|                           | tacacs  | Configure a TACACS authentication system  |
|                           | local   | Configure a local authentication database |
| <b>Defaults</b>           | N/A   |   |
| <b>Command Modes</b>      | Global configuration  |   |
| <b>Usage Guidelines</b>   | N/A   |   |
| <b>Examples</b>           | <pre>(config)# login authentication radius (config)# login authentication tacacs (config)# login authentication local (config)# login authentication radius local (config)# login authentication tacacs local</pre> |   |
| <b>Error messages</b>     | N/A   |   |
| <b>Related commands</b>   | N/A   |   |

# RADIUS

## Configure RADIUS Server Host Settings

### Commands

**radius-server host** { <ucast\_addr> } [auth-port {<integer(1-65535)>}] [timeout {<short(5-180)>}] [retransmit {<short(0-5)>}] key {<string(60)>} authtype { pap | chap | mschap } { primary | secondary }

**no radius-server** { primary | secondary }

|                           |   |   |
|---------------------------|---|---|
| <b>Syntax Description</b> | <b>no</b>   | Disable the configuration/delete the entry/reset to default value   |
|                           | <b>radius-server</b>  | Configure RADIUS server parameters  |
|                           | host  | Configure the RADIUS host   |
|                           | auth-port   | Configures the UDP destination port for authentication requests   |
|                           | timeout   | Configure time period (in seconds) until which a client waits for a response from the server before re-transmitting the request |
|                           | retransmit  | Configure the maximum number of attempts the client undertakes to contact the server  |
|                           | key   | Configure the RADIUS server encryption key  |
|                           | authtype  | Configure the authentication type of the RADIUS server  |
|                           | primary   | Set as the primary server   |
|                           | secondary   | Set as the secondary server   |
| <b>Defaults</b>           | N/A   |   |
| <b>Command Modes</b>      | Global configuration  |   |
| <b>Usage Guidelines</b>   | N/A   |   |
| <b>Examples</b>           | (config)# radius-server host 1.1.1.1 auth-port 2222 timeout 5 retransmit 5 key test<br>authtype pap primary<br>(config)# no radius-server primary |   |
| <b>Error Messages</b>     | N/A   |   |
| <b>Related Commands</b>   | N/A   |   |

## Show RADIUS Server Information

### Commands

**show radius-server**

|                           |                             |                                      |
|---------------------------|-----------------------------|--------------------------------------|
| <b>Syntax Description</b> | <b>show</b>                 | Display running information          |
|                           | <b>radius- server</b>       | Display the RADIUS server parameters |
| <b>Defaults</b>           | N/A                         |                                      |
| <b>Command Modes</b>      | Privileged EXEC / User EXEC |                                      |
| <b>Usage Guidelines</b>   | N/A                         |                                      |
| <b>Examples</b>           | moxa# show radius-server    |                                      |
| <b>Error messages</b>     | N/A                         |                                      |
| <b>Related commands</b>   | N/A                         |                                      |

## TACACS+

### Configure TACACS+ Server Host Settings

#### Commands

**tacacs-server host** { <ucast\_addr> } [auth-port {<integer(1-65535)>}] [timeout {<short(5-130)>} ] [retransmit {<short(0-5)>}] key {<string(64)>} authtype { pap | chap | ascii } { primary | secondary }

**no tacacs-server** { primary | secondary }

|                           |  |  |
|---------------------------|--|--|
| <b>Syntax Description</b> | <b>no</b>  | Disable the configuration/delete the entry/reset to default value                    |
|                           | <b>tacacs -server</b>  | Configure TACACS server parameters   |
|                           | <b>host</b>  | Configure TACACS host parameters   |
|                           | auth-port  | Configure authentication port parameters   |
|                           | timeout  | Configure timeout parameters   |
|                           | retransmit   | Configure the maximum number of attempts the client undertakes to contact the server |
|                           | key  | Configure the per-server encryption key  |
|                           | authtype   | Configure the authentication type of the TACACS server                               |
|                           | primary  | Set as the primary server  |
|                           | secondary  | Set as the secondary server  |
| <b>Defaults</b>           | N/A  |  |
| <b>Command Modes</b>      | Global configuration   |  |
| <b>Usage Guidelines</b>   | N/A  |  |
| <b>Examples</b>           | (config)# tacacs-server host 1.1.1.1 auth-port 2222 timeout 5 retransmit 5 key test authtype pap primary<br>(config)# no tacacs-server primary |  |
| <b>Error Messages</b>     | N/A  |  |
| <b>Related Commands</b>   | N/A  |  |

### Show TACACS+ Server Information

#### Commands

**show tacacs server**

|                           |                             |                                       |
|---------------------------|-----------------------------|---------------------------------------|
| <b>Syntax Description</b> | <b>show</b>                 | Displays running information          |
|                           | <b>tacacs-server</b>        | Displays the TACACS server parameters |
| <b>Defaults</b>           | N/A                         |                                       |
| <b>Command Modes</b>      | Privileged EXEC / User EXEC |                                       |
| <b>Usage Guidelines</b>   | N/A                         |                                       |
| <b>Examples</b>           | moxa# show tacacs-server    |                                       |
| <b>Error messages</b>     | N/A                         |                                       |
| <b>Related commands</b>   | N/A                         |                                       |

# Diagnostics

## System Status

### Utilization

#### Show Device Current Information

##### Commands

**show env** {all | power | RAM | CPU }

|                           |  |  |
|---------------------------|--|--|
| <b>Syntax Description</b> | <b>show</b>  | Display the statistics information   |
|                           | <b>env</b>   | Display switch information   |
|                           | all  | Show the current information for all resources such as CPU, RAM, and power |
|                           | power  | Show the current power input information                                   |
|                           | RAM  | Show the current RAM information   |
|                           | CPU  | Show the current CPU information   |
| <b>Defaults</b>           | N/A  |  |
| <b>Command Modes</b>      | Global configuration / User EXEC   |  |
| <b>Usage Guidelines</b>   | N/A  |  |
| <b>Examples</b>           | moxa# show env all<br>moxa# show env power<br>moxa# show env RAM<br>moxa# show env CPU |  |
| <b>Error Messages</b>     | N/A  |  |
| <b>Related Commands</b>   | N/A  |  |

### Statistics

#### Show Traffic Statistics

##### Commands

**show statistics** [ interface <interface-type> <interface-id> ]

|                           |  |  |
|---------------------------|--|--|
| <b>Syntax Description</b> | <b>show</b>                                  | Display configuration/status information   |
|                           | <b>statistics</b>                            | Display the interface statistics table     |
|                           | interface-type                               | Display interface information              |
|                           | interface-id                                 | Display the specific interface information |
| <b>Defaults</b>           | N/A  |  |
| <b>Command Modes</b>      | Privileged EXEC Mode.                        |  |
| <b>Usage Guidelines</b>   | N/A  |  |
| <b>Examples</b>           | moxa# show statistics interface ethernet 1/1 |  |
| <b>Error Messages</b>     | N/A  |  |
| <b>Related Commands</b>   | clear statistics                             |  |

## Clear Traffic Statistics

### Commands

**clear statistics** [ interface < interface-type> <interface-id> ]

|                           |   |                    |
|---------------------------|---|--------------------|
| <b>Syntax Description</b> | <b>clear</b>                                  | Clear input        |
|                           | <b>statistics</b>                             | Clear statistics   |
|                           | interface-type                                | The interface type |
|                           | interface-id                                  | The interface ID   |
| <b>Defaults</b>           | N/A   |                    |
| <b>Command Modes</b>      | Privileged EXEC Mode.                         |                    |
| <b>Usage Guidelines</b>   | N/A   |                    |
| <b>Examples</b>           | moxa# clear statistics interface ethernet 1/1 |                    |
| <b>Error messages</b>     | N/A   |                    |
| <b>Related commands</b>   | show statistics                               |                    |

## Event Notification

### Show Event Notification

#### Commands

**show event-notification** {general-event | port-event | switching-event}

|                           |  |  |
|---------------------------|--|--|
| <b>Syntax Description</b> | <b>show</b>  | Displays running information for the feature |
|                           | <b>event-notification</b>  | Display event-notification configuration     |
|                           | general-event  | general event config                         |
|                           | port-event   | port event config                            |
|                           | switching-event  | switching event config                       |
| <b>Defaults</b>           | N/A  |  |
| <b>Command Modes</b>      | Privileged EXEC /User EXEC   |  |
| <b>Usage Guidelines</b>   | N/A  |  |
| <b>Examples</b>           | moxa# show event-notification port-event<br>Port link up<br>Event Enable :Enabled<br>Registered Action :Trap, Email,<br>Registered Port :1/1, 1/2, 1/3, 1/4, 1/5, 1/6, 1/7, 1/8,<br>Port Link down<br>Event Enable :Enabled<br>Registered Action :Trap, Email,<br>Registered Port :1/1, 1/2, 1/3, 1/4, 1/5, 1/6, 1/7, 1/8, |  |
| <b>Error Messages</b>     | N/A  |  |
| <b>Related Commands</b>   | event-notification general-event<br>event-notification port-event<br>event-notification switching-event  |  |

## Configure Event Notification Settings

### Commands

**event-notification general-event all**

**event-notification general-event cold-start**

**event-notification general-event all action trap email relay**

**event-notification general-event cold-start action trap email relay**

**no event-notification general-event all**

|                           |   |  |
|---------------------------|---|--|
| <b>Syntax Description</b> | <b>no</b>   | Disable the configuration/deletes the entry/reset to default value   |
|                           | <b>event-notification</b>   | Configure event notifications  |
|                           | <b>general-event</b>  | Configure notifications for general events   |
|                           | <b>all</b>  | Notify for all general events  |
|                           | <b>cold-start</b>   | Notify when the system performs a cold start   |
|                           | <b>warm-start</b>   | Notify when the system performs a warm start   |
|                           | <b>config-change</b>  | Notify when the system configuration changes   |
|                           | <b>login-success</b>  | Notify when a user successfully logs in  |
|                           | <b>login-fail</b>   | Notify when a user failed to log in  |
|                           | <b>login-lockout</b>  | Notify when a user is locked out due to the login policy   |
|                           | <b>account-setting-changed</b>  | Notify when the user account information changes, including create account, remove account, and change of username, permission |
|                           | <b>password-changed</b>   | Notify when the user account password changes  |
|                           | <b>config-import</b>  | Notify when the system configuration is imported   |
|                           | <b>ssl-certificated-changed</b>   | Notify when system certification changes   |
|                           | <b>log-capacity</b>   | Notify when the system log reaches the capacity threshold  |
|                           | <b>power-on</b>   | Notify when the power supply is on   |
|                           | <b>power-off</b>  | Notify when the power supply is on   |
|                           | <b>di-on</b>  | Notify when the digital input is on  |
|                           | <b>di-off</b>   | Notify when the digital input is off   |
|                           | <b>action</b>   | Set action for event notification  |
|                           | <b>trap</b>   | Set trap action for notification   |
|                           | <b>email</b>  | Set email action for notification  |
|                           | <b>relay</b>  | Set relay action for notification  |
| <b>Defaults</b>           | All configuration, trap, email event notifications are enabled by default   |  |
| <b>Command Modes</b>      | Global configuration  |  |
| <b>Usage Guidelines</b>   | N/A   |  |
| <b>Examples</b>           | moxa# config<br>moxa(config)# event-notification general-event all action trap email relay<br>moxa(config)# no event-notification general-event all action trap email relay |  |
| <b>Error Messages</b>     | N/A   |  |
| <b>Related Commands</b>   | show event-notification<br>event-notification port-event<br>event-notification switching-event  |  |



## Configure Notification for Switching Event Settings

### Commands

**event-notification switching-event all**

**event-notification switching-event all action trap email relay**

**event-notification switching-event pd-power-on action trap email relay**

**no event-notification switching -event all**

|                           |   |   |
|---------------------------|---|---|
| <b>Syntax Description</b> | <b>no</b>   | Disable the configuration/deletes the entry/resets to default value |
|                           | <b>event-notification</b>   | Configure event notifications                                       |
|                           | <b>switching-event</b>  | Configure notifications for switching events                        |
|                           | <b>all</b>  | Notify for all switching events                                     |
|                           | <b>topology-changed</b>   | Notify when the network topology changes                            |
|                           | <b>rstp-topology-changed</b>  | Notify when the RSTP network topology changes                       |
|                           | <b>lldp-table-changed</b>   | Notify when the LLDP remote table changes                           |
|                           | <b>action</b>   | Set action for event notification                                   |
|                           | <b>trap</b>   | Set trap action for notification                                    |
|                           | <b>email</b>  | Set email action for notification                                   |
| <b>relay</b>              | Set relay action for notification   |   |
| <b>Defaults</b>           | All configuration, trap, email event notifications are enabled by default   |   |
| <b>Command Modes</b>      | Global configuration  |   |
| <b>Usage Guidelines</b>   | N/A   |   |
| <b>Examples</b>           | moxa# config<br>moxa(config)# event-notification switching-event all action trap<br>moxa(config)# no event-notification switching-event all action trap email |   |
| <b>Error Messages</b>     | N/A   |   |
| <b>Related Commands</b>   | show event-notification<br>event-notification general-event<br>event-notification port-event  |   |

## Relay Alarm Cut-off

### Configure Relay Alarm Cut-off Settings

#### Commands

**relay alarm cut-off relay**

|                           |                                 |                                   |
|---------------------------|---------------------------------|-----------------------------------|
| <b>Syntax Description</b> | <b>relay</b>                    | Configure relay parameters        |
|                           | <b>alarm</b>                    | Configure the relay alarm         |
|                           | <b>cut-off</b>                  | Configure the relay alarm cut-off |
|                           | <b>relay</b>                    | Cut off the relay alarm           |
| <b>Defaults</b>           | N/A                             |                                   |
| <b>Command Modes</b>      | Global                          |                                   |
| <b>Usage Guidelines</b>   | N/A                             |                                   |
| <b>Examples</b>           | moxa# relay alarm cut-off relay |                                   |
| <b>Error Messages</b>     | N/A                             |                                   |
| <b>Related Commands</b>   | N/A                             |                                   |

## Email Notification

### Configure Email Notification Server

#### Command

**email-notification server server-address** <ucast\_addr> [server-port <integer(1-65535)>] **username** <string(60)> **password** <string(60)>

|                           |   |  |
|---------------------------|---|--|
| <b>Syntax Description</b> | <b>email-notification</b>   | Configure email notification parameters            |
|                           | <b>server</b>   | Configure server parameters                        |
|                           | <b>server-address</b>   | Configure the email notification server IP address |
|                           | <b>server-port</b>  | Configure the email-notification server port       |
|                           | <b>username</b>   | Configure the email notification server username   |
|                           | <b>password</b>   | Configure the email notification server password   |
| <b>Defaults</b>           | N/A   |  |
| <b>Command Modes</b>      | Global configuration  |  |
| <b>Usage Guidelines</b>   | N/A   |  |
| <b>Examples</b>           | (config)# email-notification server-address 1.2.3.4 username aaa password bbb |  |
| <b>Error messages</b>     | N/A   |  |
| <b>Related commands</b>   | N/A   |  |

### Configure Email Notification Sender

#### Commands

**email-notification sender** <string (60)>

|                           |   |   |
|---------------------------|---|---|
| <b>Syntax Description</b> | <b>email-notification</b>                             | Configure email notification parameters                 |
|                           | <b>sender</b>   | Configure the email notification sender's email address |
|                           | string (60)   | The sender's email address up to 60 characters          |
| <b>Defaults</b>           | N/A   |   |
| <b>Command Modes</b>      | Global configuration                                  |   |
| <b>Usage Guidelines</b>   | N/A   |   |
| <b>Examples</b>           | (config)# email-notification sender testuser@test.com |   |
| <b>Error messages</b>     | Invalid Email Format                                  |   |
| <b>Related commands</b>   | N/A   |   |

### Configure Email Notification Server TLS Mode Setting

#### Commands

**email-notification server tls** {enable | disable}

|                           |   |  |
|---------------------------|---|--|
| <b>Syntax Description</b> | <b>email-notification</b>   | Configure email notification parameters          |
|                           | <b>server</b>   | Configure server parameters                      |
|                           | <b>tls</b>  | Configure the email notification server TLS mode |
|                           | enable  | Enable the TLS mode                              |
|                           | disable   | Disable the TLS mode                             |
| <b>Defaults</b>           | N/A   |  |
| <b>Command Modes</b>      | Global configuration  |  |
| <b>Usage Guidelines</b>   | N/A   |  |
| <b>Examples</b>           | (config)# mail-server server tls enable<br>(config)# mail-server server tls disable |  |
| <b>Error messages</b>     | N/A   |  |
| <b>Related commands</b>   | N/A   |  |

## Configure Email Notification Receiver

### Commands

**email-notification receiver** <string (60)> **index** <integer (1-5)>

**no email-notification receiver index** <integer (1-5)>

|                           |   |   |
|---------------------------|---|---|
| <b>Syntax Description</b> | <b>no</b>   | Disable the configuration/delete the entry/reset to default value |
|                           | <b>email-notification</b>   | Configure email notification parameters                           |
|                           | <b>receiver</b>   | Configure the email notification receiver                         |
|                           | <b>index</b>  | Configure the index of the receiver                               |
|                           | string (60)   | The receiver's name up to 60 characters                           |
|                           | integer (1-5)   | The number index of the receiver ranging from 1 to 5              |
| <b>Defaults</b>           | N/A   |   |
| <b>Command Modes</b>      | Global configuration  |   |
| <b>Usage Guidelines</b>   | N/A   |   |
| <b>Examples</b>           | (config)# email-notification receiver testuser@test.com index 1<br>(config)# no email-notification receiver index 1 |   |
| <b>Error Messages</b>     | Invalid Email Format  |   |
| <b>Related Commands</b>   | N/A   |   |

## Show Email Notification Server

### Commands

**show email-notification server**

|                           |                                  |  |
|---------------------------|----------------------------------|--|
| <b>Syntax Description</b> | <b>show</b>                      | Display the configuration/statistics/general information |
|                           | <b>email-notification</b>        | Display email notification parameters                    |
|                           | <b>server</b>                    | Display server parameters                                |
| <b>Defaults</b>           | N/A                              |  |
| <b>Command Modes</b>      | Privileged EXEC / User EXEC      |  |
| <b>Usage Guidelines</b>   | N/A                              |  |
| <b>Examples</b>           | # show email-notification server |  |
| <b>Error Messages</b>     | N/A                              |  |
| <b>Related Commands</b>   | N/A                              |  |

## Syslog

### Configure Logging Server

#### Commands

**logging-server** <short(1-3)> { ipv4 <uicast\_addr> | <dns\_host\_name> } [ port <integer(1-65535)>]

|                           |   |                                     |
|---------------------------|---|-------------------------------------|
| <b>Syntax Description</b> | <b>logging-server</b>   | Configure logging server parameters |
|                           | short (1-3)   | The index of the syslog server      |
|                           | ipv4  | Configure IPv4 parameters           |
|                           | uicast_addr   | The IP address                      |
|                           | dns_host_name   | The host domain name                |
|                           | port  | Configure port parameters           |
|                           | integer (1-65535)   | The port number                     |
| <b>Defaults</b>           | N/A   |                                     |
| <b>Command Modes</b>      | Privileged EXEC<br>Global Configuration   |                                     |
| <b>Usage Guidelines</b>   | N/A   |                                     |
| <b>Examples</b>           | moxa(config)# logging-server 1 ipv4 10.128.1.8 port 514   |                                     |
| <b>Error Messages</b>     | 'Invalid: The server addresses are duplicated.'<br>'Invalid: The syslog server address cannot be empty if it is enabled.' |                                     |
| <b>Related Commands</b>   | no logging-server <short(1-3)><br>show logging server   |                                     |

## Delete Logging Server

### Commands

**no logging-server** <short(1-3)> [ enable ]

|                           |  |  |
|---------------------------|--|--|
| <b>Syntax Description</b> | <b>no</b>  | Remove configuration / delete entry / reset to default value |
|                           | <b>logging-server</b>  | Configure logging server parameters                          |
|                           | short (1-3)  | The index of the syslog server                               |
|                           | enable   | Disable this server entry                                    |
| <b>Defaults</b>           | N/A  |  |
| <b>Command Modes</b>      | Global Configuration   |  |
| <b>Usage Guidelines</b>   | N/A  |  |
| <b>Examples</b>           | moxa(config)# no logging-server 1  |  |
| <b>Error Messages</b>     | N/A  |  |
| <b>Related Commands</b>   | logging-server <short(1-3)> {ipv4 <ucast_addr>   <dns_host_name>} [ port <integer(1-65535)>]<br>show logging syslog-server |  |

## Enable/Disable Logging Syslog Server

### Commands

**logging syslog-server** { enable | disable }

|                           |   |                              |
|---------------------------|---|------------------------------|
| <b>Syntax Description</b> | <b>logging</b>  | Configure logging parameters |
|                           | <b>syslog-server</b>  | Configure the syslog server  |
|                           | enable  | Enable the syslog server     |
|                           | disable   | Disable the syslog server    |
| <b>Defaults</b>           | N/A   |                              |
| <b>Command Modes</b>      | Global Configuration  |                              |
| <b>Usage Guidelines</b>   | N/A   |                              |
| <b>Examples</b>           | moxa(config)# logging syslog-server { enable   disable }  |                              |
| <b>Error Messages</b>     | 'Invalid: The server addresses are duplicated.'<br>'Invalid: The syslog server address cannot be empty if it is enabled.' |                              |
| <b>Related Commands</b>   | show logging server   |                              |

## Show Syslog Server Configuration

### Commands

**show logging syslog-server**

|                           |   |  |
|---------------------------|---|--|
| <b>Syntax Description</b> | <b>show</b>   | Display configuration/status information |
|                           | <b>logging</b>  | Display logging information              |
|                           | <b>syslog-server</b>  | Display syslog server information        |
| <b>Defaults</b>           | N/A   |  |
| <b>Command Modes</b>      | Privileged EXEC / User EXEC   |  |
| <b>Examples</b>           | Syslog Server Configuration   |  |
|                           | Syslog Enable: disable  |  |
|                           | Index   | Server Address Port Status Auth Enable   |
|                           | -----   | -----                                    |
|                           | 1   | 111.2.21.1 514 enable TLS                |
|                           | 2   | 200.2.2.2 2540 enable disable            |
|                           | 3   | disable disable                          |
|                           | Authentication  |  |
|                           | Common name(CN)   | Start Time End Time                      |
|                           | -----   | -----                                    |
|                           | PKI-123   | 2020-01-01 2020-12-31                    |
| <b>Help Message</b>       | Display the Syslog logging server table   |  |
| <b>Error Messages</b>     | N/A   |  |
| <b>Related Commands</b>   | logging server enable<br>logging-server <short(1-3)> {ipv4 <ucast_addr>   <dns_host_name>} [ port <integer(1-65535)>] |  |

## Copy Syslog Server Client Certificate

### Commands

**copy syslog-server** {<tftp\_url> | <sftp\_url>} **client-certificate** {<tftp\_url> | <sftp\_url>} **client-key** {<tftp\_url> | <sftp\_url>} **ca-key**

|                           |  |                                      |
|---------------------------|--|--------------------------------------|
| <b>Syntax Description</b> | <b>copy</b>  | Perform copy operation               |
|                           | <b>syslog-server</b>   | Syslog-server configuration          |
|                           | <b>client-certificate</b>  | SYSLOG client certificate file       |
|                           | <b>client-key</b>  | SYSLOG client key file               |
|                           | <b>ca-key</b>  | SYSLOG on CA key file                |
|                           | tftp_url   | File in remote location to be copied |
|                           | sftp_url   | File in remote location to be copied |
| <b>Defaults</b>           | N/A  |                                      |
| <b>Command Modes</b>      | Privileged EXEC  |                                      |
| <b>Usage Guidelines</b>   | N/A  |                                      |
| <b>Examples</b>           | moxa# copy syslog-server client-certificate tftp://192.168.127.200/filename1 client-key tftp://192.168.127.200/filename2 ca-key tftp://192.168.127.200/filename3 |                                      |
|                           | Moxa# copy syslog-server client-certificate  |                                      |
|                           | sftp://username:password@192.168.127.200/filename1 client-key  |                                      |
|                           | sftp://username:password@192.168.127.200/filename2 ca-key  |                                      |
|                           | sftp://username:password@192.168.127.200/filename3   |                                      |
| <b>Error messages</b>     | The certificate and key are not in the same set.   |                                      |
| <b>Related commands</b>   | show logging syslog-server<br>clear syslog-server certificate-and-key  |                                      |

## Clear Syslog Server Certificate and Key

### Commands

**clear syslog-server certificate-and-key**

|                           |  |  |
|---------------------------|--|--|
| <b>Syntax Description</b> | <b>clear</b>   | Perform clear operation                      |
|                           | <b>syslog-server</b>   | Syslog-server configuration                  |
|                           | <b>certificate-and-key</b>   | Authentication certificate file and key file |
| <b>Defaults</b>           | N/A  |  |
| <b>Command Modes</b>      | Privileged EXEC  |  |
| <b>Usage Guidelines</b>   | N/A  |  |
| <b>Examples</b>           | moxa# clear syslog-server certificate-and-key  |  |
| <b>Error messages</b>     | N/A  |  |
| <b>Related commands</b>   | show logging syslog-server<br>clear syslog-server certificate-and-key<br>copy syslog-server client-certificate {<tftp_url>   <sftp_url>} client-key {<tftp_url>   <sftp_url>} ca-key {<tftp_url>   <sftp_url>} |  |

## Configure Logging Server Settings

### Commands

**logging-server <short(1-3)> authentication {disable | tls}**

|                           |  |                                     |
|---------------------------|--|-------------------------------------|
| <b>Syntax Description</b> | <b>logging-server</b>  | Configure logging server parameters |
|                           | short (1-3)  | Index of syslog server              |
|                           | <b>authentication</b>  | Authentication method               |
|                           | disable  | Disable authentication              |
|                           | tls  | TLS authentication                  |
| <b>Defaults</b>           | disable  |                                     |
| <b>Command Modes</b>      | Global configuration   |                                     |
| <b>Usage Guidelines</b>   | N/A  |                                     |
| <b>Examples</b>           | moxa(config)# logging-server 1 authentication tls<br>moxa(config)# logging-server 2 authentication disable |                                     |
| <b>Error messages</b>     | The authentication certificate and key do not exist.   |                                     |
| <b>Related commands</b>   | no logging-server <short(1-3)><br>show logging server  |                                     |

# Diagnosis

## LLDP

### Show LLDP Information

#### Commands

##### show lldp

|                           |  |  |
|---------------------------|--|--|
| <b>Syntax Description</b> | <b>show</b>  | Display configuration/statistics/general information |
|                           | <b>lldp</b>  | Display global LLDP information                      |
| <b>Defaults</b>           | N/A  |  |
| <b>Command Modes</b>      | Privileged EXEC<br>User EXEC   |  |
| <b>Usage Guidelines</b>   | Display the global LLDP settings   |  |
| <b>Examples</b>           | moxa# show lldp<br>LLDP status : Enabled<br>Transmit Interval : 30<br>Holdtime Multiplier : 4<br>Chassis Id SubType : MAC Address<br>Chassis Id : 00:90:e8:11:22:31<br>System Name : moxa<br>System Desc : TSN-G5008-2GTXSFP |  |
| <b>Error Messages</b>     | N/A  |  |
| <b>Related Commands</b>   | config lldp {enable   disable}<br>config lldp holdtime-multiplier <2-10><br>config lldp transmit-interval <seconds(5-32768)>   |  |

### Show LLDP Neighbors

#### Commands

##### show lldp neighbors

|                           |   |  |
|---------------------------|---|--|
| <b>Syntax Description</b> | <b>show</b>   | Display configuration/statistics/general information |
|                           | <b>lldp</b>   | Display the LLDP interface status                    |
|                           | <b>neighbors</b>  | Display the LLDP remote interface database           |
| <b>Defaults</b>           | N/A   |  |
| <b>Command Modes</b>      | Privileged EXEC<br>User EXEC  |  |
| <b>Usage Guidelines</b>   | Display LLDP neighbor interface information   |  |
| <b>Examples</b>           | moxa# show lldp neighbors<br>Chassis Local Port<br>ID Intf Id<br>-----<br>00:60:6e:ba:ba:0b Eth1/1 00:60:6e:ba:ba:0b<br>Total Entries Displayed : 1 |  |
| <b>Error Messages</b>     | N/A   |  |

## Show LLDP Traffic

### Commands

#### show lldp traffic

|                           |  |  |
|---------------------------|--|--|
| <b>Syntax Description</b> | <b>show</b>  | Display configuration/statistics/general information |
|                           | <b>lldp</b>  | Display the LLDP interface status                    |
|                           | <b>traffic</b>   | Display the LLDP local traffic                       |
| <b>Defaults</b>           | N/A  |  |
| <b>Command Modes</b>      | Privileged EXEC<br>User EXEC   |  |
| <b>Usage Guidelines</b>   | Display LLDP traffic for the local counter   |  |
| <b>Examples</b>           | <pre> moxa# show lldp traffic Ethernet 1/1 Total Frames Out          : 125 Total Entries Aged        : 0 Total Frames In           : 6 Total Frames Received In Error : 0 Total Frames Discarded    : 0 Total TLVS Unrecognized   : 1 Ethernet 1/2 Total Frames Out          : 0 Total Entries Aged        : 0 Total Frames In           : 0 Total Frames Received In Error : 0 Total Frames Discarded    : 0 Total TLVS Unrecognized   : 0 Ethernet 1/3 Total Frames Out          : 0 Total Entries Aged        : 0 Total Frames In           : 0 Total Frames Received In Error : 0 Total Frames Discarded    : 0 Total TLVS Unrecognized   : 0 Ethernet 1/4 Total Frames Out          : 0 Total Entries Aged        : 0 Total Frames In           : 0 Total Frames Received In Error : 0 Total Frames Discarded    : 0 Total TLVS Unrecognized   : 0 </pre> |  |
| <b>Error Messages</b>     | N/A  |  |
| <b>Related Commands</b>   | show lldp  |  |



## Enable/Disable LLDP Function

### Commands

**lldp enable**

**lldp disable**

|                           |  |                           |
|---------------------------|--|---------------------------|
| <b>Syntax Description</b> | <b>lldp</b>  | Configure LLDP parameters |
|                           | <b>enable</b>  | Enable LLDP               |
|                           | <b>disable</b>   | Disable LLDP              |
| <b>Defaults</b>           | Enable   |                           |
| <b>Command Modes</b>      | Privileged EXEC<br>Global Configuration                                      |                           |
| <b>Usage Guidelines</b>   | Enable or disable global LLDP  |                           |
| <b>Examples</b>           | moxa (config)# lldp enable<br>moxa (config)# lldp disable                    |                           |
| <b>Error Messages</b>     | N/A  |                           |
| <b>Related Commands</b>   | show lldp<br>show lldp interface<br>show lldp neighbors<br>show lldp traffic |                           |

## Configure Global LLDP Transmission Timer Interval

### Commands

**lldp transmit-interval** <seconds (5-32768)>

**no lldp transmit-interval**

|                           |  |  |
|---------------------------|--|--|
| <b>Syntax Description</b> | <b>no</b>  | Remove configuration/delete entry/reset to default value |
|                           | <b>lldp</b>  | Configure LLDP parameters                                |
|                           | <b>transmit-interval</b>   | Configure the transmit interval                          |
|                           | seconds  | The interval time ranging from 5 to 32768 seconds        |
| <b>Defaults</b>           | The interval between successive transmit cycles is set to 30 seconds by default    |  |
| <b>Command Modes</b>      | Privileged EXEC<br>Global Configuration  |  |
| <b>Usage Guidelines</b>   | Configure the global LLDP transmit interval time                                   |  |
| <b>Examples</b>           | moxa(config)# lldp transmit-interval 30<br>moxa(config)# no lldp transmit-interval |  |
| <b>Error Messages</b>     | N/A  |  |
| <b>Related Commands</b>   | show lldp<br>config lldp enable  |  |

## Configure LLDP Holdtime Multiplier

### Commands

**lldp holdtime-multiplier** <value (2-10)>

**no lldp holdtime-multiplier**

|                           |   |   |
|---------------------------|---|---|
| <b>Syntax Description</b> | <b>no</b>   | Remove configuration/delete entry/reset to default value                      |
|                           | <b>lldp</b>   | Configure LLDP parameters   |
|                           | <b>holdtime-multiplier</b>  | A multiplier on the transmit-interval used to compute the TTL value of txTTL. |
|                           | value   | The multiplier value ranging from 2 to 10                                     |
| <b>Defaults</b>           | The default holdtime multiplier is set to 4   |   |
| <b>Command Modes</b>      | Privileged EXEC<br>Global Configuration   |   |
| <b>Usage Guidelines</b>   | N/A   |   |
| <b>Examples</b>           | moxa(config)# lldp holdtime-multiplier 4<br>moxa(config)# no lldp holdtime-multiplier |   |
| <b>Error Messages</b>     | N/A   |   |
| <b>Related Commands</b>   | show lldp<br>config lldp enable   |   |

## Port Mirroring

### Enable/Disable Mirroring

#### Commands

**port-mirror** {enable | disable}

|                           |   |                                  |
|---------------------------|---|----------------------------------|
| <b>Syntax Description</b> | <b>port-mirror</b>  | Configure port mirror parameters |
|                           | enable  | Enable mirroring in the system   |
|                           | disable   | Disable mirroring in the system  |
| <b>Defaults</b>           | Port mirroring is enabled by default  |                                  |
| <b>Command Modes</b>      | Global Configuration Mode   |                                  |
| <b>Usage Guidelines</b>   | N/A   |                                  |
| <b>Examples</b>           | moxa# configure<br>moxa(config)# port-mirror enable<br><br>moxa# configure<br>moxa(config)# port-mirror disable |                                  |
| <b>Error Messages</b>     | N/A   |                                  |
| <b>Related Commands</b>   | moxa# show monitor { session <session-id (1)>   range <session-list> }  |                                  |

## Show Mirroring Information

### Commands

**show monitor** { session <session-id (1-1)> }

|                           |  |   |
|---------------------------|--|---|
| <b>Syntax Description</b> | <b>show</b>  | Display configuration/status information                |
|                           | <b>monitor</b>   | Display port mirror information                         |
|                           | session  | The mirroring information related to a specific session |
|                           | session-id   | The index of the mirroring session                      |
| <b>Defaults</b>           | N/A  |   |
| <b>Command Modes</b>      | Privileged EXEC Mode   |   |
| <b>Usage Guidelines</b>   | N/A  |   |
| <b>Examples</b>           | <pre>moxa# show monitor session 1 Mirroring is globally Enabled.   Session   : 1   ----- Source Ports   Rx        : None   Tx        : None   Both      : Eth1/1 Destination Ports : Eth1/2 Session Status  : Active</pre> |   |
| <b>Error Messages</b>     | N/A  |   |
| <b>Related Commands</b>   | N/A  |   |

## Configure the Source for a Mirroring Session

### Commands

**monitor session** <session-id (1-1)> { source{interface <interface-type> <interface-id> [{rx|tx|both}]}}

|                           |   |  |
|---------------------------|---|--|
| <b>Syntax Description</b> | <b>monitor</b>  | Configure port mirroring parameters                    |
|                           | <b>session</b>  | Configure the mirroring session                        |
|                           | session-id  | The index of the mirroring session                     |
|                           | source  | Configure the mirroring source port                    |
|                           | interface   | Configure the interface                                |
|                           | interface-type  | Interface type   |
|                           | interface-id  | Interface number                                       |
|                           | rx, tx, both  | Mirror received, transmitted, or both types of traffic |
| <b>Defaults</b>           | The traffic type to mirror is set to both by default  |  |
| <b>Command Modes</b>      | Global Configuration Mode   |  |
| <b>Usage Guidelines</b>   | N/A   |  |
| <b>Examples</b>           | <pre>moxa# configure moxa(config)# monitor session 1 source interface ethernet 1/1  moxa# configure moxa-(config)# monitor session 1 source interface ethernet 1/1 rx  moxa-# configure moxa(config)# monitor session 1 source interface ethernet 1/1 tx</pre>  |  |
| <b>Error Messages</b>     | <pre>% Invalid: Duplicated Rx source port. % Invalid: Duplicated Tx source port. % Invalid: The destination port conflicts with the Tx source port or Rx source port. % Invalid: If the port is a Port-Channel member, it cannot be set to the destination port, RX source port, or TX source port. % Invalid: The Port-Channel with no member ports cannot be set to the RX source port. % Invalid: The Port-Channel with no member ports cannot be set to the TX source port.</pre> |  |
| <b>Related Commands</b>   | <pre>moxa(config)# no monitor session &lt;session-id (1)&gt; { source { interface { port-channel &lt;port-channel-id&gt;   &lt;interface-type&gt; &lt;interface-id&gt; } } }</pre>  |  |

## Remove Source Port Configurations for a Mirroring Session

### Commands

**no monitor session** <session-id (1-1)> { source{interface <interface-type> <interface-id> } }

|                           |  |  |
|---------------------------|--|--|
| <b>Syntax Description</b> | <b>no</b>  | Remove configuration/delete entry/reset to default value |
|                           | <b>monitor</b>   | Configure port mirroring parameters                      |
|                           | <b>session</b>   | Configure the mirroring session                          |
|                           | session-id   | The index of the mirroring session                       |
|                           | source   | Configure the mirroring source port                      |
|                           | interface  | Configure the interface                                  |
|                           | interface-type   | The interface type                                       |
| interface-id              | The interface number   |  |
| <b>Defaults</b>           | N/A  |  |
| <b>Command Modes</b>      | Global Configuration Mode  |  |
| <b>Usage Guidelines</b>   | N/A  |  |
| <b>Examples</b>           | moxa# configure<br>moxa-product(config)# no monitor session 1 source interface ethernet 1/1  |  |
| <b>Error Messages</b>     | N/A  |  |
| <b>Related Commands</b>   | moxa(config)# monitor session <session-id (1)> { source { interface { port-channel <port-channel-id>   <interface-type> <interface-id> } [{ rx   tx   both } ] } |  |

## Configure the Destination for a Mirroring Session

### Commands

**monitor session** <session-id (1-1)> destination { interface <interface-type> <interface-id> }

|                           |   |  |
|---------------------------|---|--|
| <b>Syntax Description</b> | <b>monitor</b>  | Configure port mirroring parameters      |
|                           | <b>session</b>  | Configure the mirroring session          |
|                           | session-id  | The index of the mirroring session       |
|                           | destination   | Configure the mirroring destination port |
|                           | interface   | Configure the interface                  |
|                           | interface-type  | The interface type                       |
|                           | interface-id  | The interface number                     |
| <b>Defaults</b>           | N/A   |  |
| <b>Command Modes</b>      | Global Configuration Mode   |  |
| <b>Usage Guidelines</b>   | N/A   |  |
| <b>Examples</b>           | moxa# configure<br>moxa(config)# monitor session 1 destination interface ethernet 1/2   |  |
| <b>Error Messages</b>     | % Invalid: Duplicate Destination Port.<br>% Invalid: Destination Port conflicts with Tx Source Port or Rx Source Port.<br>% Invalid: If the port is a Port-Channel member, it cannot be set to the destination port, RX source port, or TX source port.<br>% Invalid: If the port is set as the Turbo Chain head/tail/member port, it cannot be set to the destination port.<br>% Invalid: If the port is set as the RSTP port, it cannot be set to the destination port. |  |
| <b>Related Commands</b>   | moxa(config)# no monitor session <session-id (1)> destination { interface <interface-type> <interface-id> }   |  |

## Delete the Destination Configuration for a Mirroring Session

### Commands

**no monitor session** <session-id(1-1)> destination { interface <interface-type> <interface-id> }

|                           |  |  |
|---------------------------|--|--|
| <b>Syntax Description</b> | <b>no</b>  | Remove configuration/delete entry/reset to default value |
|                           | <b>monitor</b>   | Configure port mirroring parameters                      |
|                           | <b>session</b>   | Configure the mirroring session                          |
|                           | session-id   | The index of the mirroring session                       |
|                           | destination  | Configure the mirroring destination port                 |
|                           | interface  | Configure the interface                                  |
|                           | interface-type   | The interface type                                       |
| interface-id              | The interface number   |  |
| <b>Defaults</b>           | N/A  |  |
| <b>Command Modes</b>      | Global Configuration Mode  |  |
| <b>Usage Guidelines</b>   | N/A  |  |
| <b>Examples</b>           | moxa# configure<br>moxa(config)# no monitor session 1 destination interface ethernet 1/2                 |  |
| <b>Error Messages</b>     | N/A  |  |
| <b>Related Commands</b>   | moxa(config)# monitor session <session-id (1)> destination { interface <interface-type> <interface-id> } |  |

## Delete Mirroring Configurations

### Commands

**no monitor session** { session-id (1-1) }

|                           |   |  |
|---------------------------|---|--|
| <b>Syntax Description</b> | <b>no</b>   | Remove configuration/delete entry/reset to default value |
|                           | <b>monitor</b>  | Configure port mirroring parameters                      |
|                           | <b>session</b>  | Configure the mirroring session                          |
|                           | session-id  | The index of the mirroring session                       |
| <b>Defaults</b>           | N/A   |  |
| <b>Command Modes</b>      | Global Configuration Mode                             |  |
| <b>Usage Guidelines</b>   | N/A   |  |
| <b>Examples</b>           | moxa# configure<br>moxa(config)# no monitor session 1 |  |
| <b>Error Messages</b>     | N/A   |  |
| <b>Related Commands</b>   | N/A   |  |

# Ping

## Ping the Host

### Commands

**ping** <host> [repeat <repeat\_count (1-10)>] [size <packet\_size (36-2080)>] [timeout <timeout (1-100)>]

|                           |  |  |
|---------------------------|--|--|
| <b>Syntax Description</b> | <b>ping</b>  | Ping a target to check its status  |
|                           | <b>host</b>  | The IP address or domain name of the node to be pinged                             |
|                           | repeat   | The number of ping packets that are sent to the destination address                |
|                           | repeat-count   | The repeat value   |
|                           | size   | The size of the ping packet  |
|                           | packet-size  | The length of the ping packet value  |
|                           | timeout  | The time in seconds after which the entity waiting for the ping response times out |
|                           | timeout (1-100)  | The timeout value  |
| <b>Defaults</b>           | N/A  |  |
| <b>Command Modes</b>      | User EXEC<br>Privileged EXEC   |  |
| <b>Usage Guidelines</b>   | N/A  |  |
| <b>Examples</b>           | moxa# ping 192.168.127.254 repeat 5<br>PING 192.168.127.254 (192.168.127.254) 56(84) bytes of data.<br>64 bytes from 192.168.127.254: icmp_seq=1 ttl=64 time=1.52 ms<br>64 bytes from 192.168.127.254: icmp_seq=2 ttl=64 time=0.803 ms<br>64 bytes from 192.168.127.254: icmp_seq=3 ttl=64 time=0.879 ms<br>64 bytes from 192.168.127.254: icmp_seq=4 ttl=64 time=0.791 ms<br>64 bytes from 192.168.127.254: icmp_seq=5 ttl=64 time=0.845 ms<br><br>--- 192.168.127.254 ping statistics ---<br>5 packets transmitted, 5 received, 0% packet loss, time 4002ms<br>rtt min/avg/max/mdev = 0.791/0.968/1.523/0.279 ms |  |
| <b>Error Messages</b>     | N/A  |  |
| <b>Related Commands</b>   | N/A  |  |

## ARP Table

### Show IP ARP Table

#### Commands

**show ip arp**

|                           |   |  |
|---------------------------|---|--|
| <b>Syntax Description</b> | <b>show</b>   | Display configuration/status information |
|                           | <b>ip</b>   | Display IP information                   |
|                           | <b>arp</b>  | Display the ARP table                    |
| <b>Defaults</b>           | N/A   |  |
| <b>Command Modes</b>      | User EXEC<br>Privileged EXEC  |  |
| <b>Usage Guidelines</b>   | N/A   |  |
| <b>Examples</b>           | moxa# show ip arp<br>IP Address      MAC Address<br>-----<br>192.168.127.113 00:05:1b:a1:ae:62<br>192.168.127.112 00:05:1b:a3:53:d6 |  |
| <b>Error Messages</b>     | N/A   |  |
| <b>Related Commands</b>   | N/A   |  |

## Event Log

### Show Logging Event Log

#### Commands

##### show logging event-log

|                           |   |  |
|---------------------------|---|--|
| <b>Syntax Description</b> | <b>show</b>   | Display configuration/status information |
|                           | <b>logging</b>  | Display logging information              |
|                           | <b>event-log</b>  | Display event log entries                |
| <b>Defaults</b>           | N/A   |  |
| <b>Command Modes</b>      | Privileged EXEC / User EXEC   |  |
| <b>Examples</b>           | moxa# show logging event-log<br><br>Total number of log entries = 7<br>Boot SEV Timestamp Message<br>-----<br>19 5 2018-02-05 12:00:51 [Account:admin] successfully logged in via local.<br>19 5 2018-02-05 12:00:14 Port 7/4 link up.<br>19 5 2018-02-05 12:00:12 Port 7/1 link up.<br>19 5 2018-02-05 12:00:11 Port 7/2 link up.<br>19 5 2018-02-05 12:00:11 System has performed a warm start.<br>19 5 2018-02-05 12:00:09 Port 4/3 link up.<br>19 5 2018-02-05 12:00:08 Port 4/4 link up. |  |
| <b>Help Message</b>       | Display the log entries information   |  |
| <b>Error Messages</b>     | N/A   |  |
| <b>Related Commands</b>   | clear logging event-log   |  |

### Show Logging Log Capacity

#### Commands

##### show logging log-capacity

|                           |                                 |  |
|---------------------------|---------------------------------|--|
| <b>Syntax Description</b> | <b>show</b>                     | Display configuration/status information |
|                           | <b>logging</b>                  | Display logging information              |
|                           | <b>log-capacity</b>             | Display log capacity information         |
| <b>Defaults</b>           | N/A                             |  |
| <b>Command Modes</b>      | Privileged EXEC / User EXEC     |  |
| <b>Usage Guidelines</b>   | N/A                             |  |
| <b>Examples</b>           | moxa# show logging log-capacity |  |
| <b>Error Messages</b>     | N/A                             |  |
| <b>Related Commands</b>   | N/A                             |  |

### Clear Logging Event Log

#### Commands

##### clear logging event-log

|                           |                               |   |
|---------------------------|-------------------------------|---|
| <b>Syntax Description</b> | <b>clear</b>                  | Clear the event                           |
|                           | <b>logging</b>                | Display logging information               |
|                           | <b>event-log</b>              | The local event log entries to be cleared |
| <b>Defaults</b>           | N/A                           |   |
| <b>Command Modes</b>      | Privileged EXEC               |   |
| <b>Usage Guidelines</b>   | N/A                           |   |
| <b>Examples</b>           | moxa# clear logging event-log |   |
| <b>Error Messages</b>     | N/A                           |   |
| <b>Related Commands</b>   | show logging event-log        |   |

## Configure Event Log Capacity Settings

### Commands

**logging log-capacity threshold** <short (50-100)>

|                           |  |  |
|---------------------------|--|--|
| <b>Syntax Description</b> | <b>logging</b>   | Configure logging parameters             |
|                           | <b>log-capacity</b>  | Configure the log capacity               |
|                           | <b>threshold</b>   | Configure the log capacity threshold     |
|                           | short (50-100)   | The log capacity threshold in percentage |
| <b>Defaults</b>           | The default log threshold is set to 80 entries               |  |
| <b>Command Modes</b>      | Privileged EXEC<br>Global Configuration                      |  |
| <b>Usage Guidelines</b>   | N/A  |  |
| <b>Examples</b>           | moxa(config)# logging log-capacity threshold <short(50-100)> |  |
| <b>Error Messages</b>     | N/A  |  |
| <b>Related Commands</b>   | N/A  |  |

## Delete Logging Log Capacity Threshold

### Commands

**no logging log-capacity threshold**

|                           |   |  |
|---------------------------|---|--|
| <b>Syntax Description</b> | <b>no</b>                                       | Remove configuration / delete entry / reset to default value |
|                           | <b>logging</b>                                  | Configure logging parameters                                 |
|                           | <b>log-capacity</b>                             | Configure the log capacity                                   |
|                           | <b>threshold</b>                                | Configure the log capacity threshold                         |
| <b>Defaults</b>           | The default log threshold is set to 80 entries  |  |
| <b>Command Modes</b>      | Privileged EXEC<br>Global Configuration         |  |
| <b>Usage Guidelines</b>   | N/A   |  |
| <b>Examples</b>           | moxa(config)# no logging log-capacity threshold |  |
| <b>Error Messages</b>     | N/A   |  |
| <b>Related Commands</b>   | logging log-capacity threshold                  |  |

## Configure Oversized Log Action Setting

### Commands

**logging oversize-action** { overwrite-oldest | stop-recording }

|                           |   |   |
|---------------------------|---|---|
| <b>Syntax Description</b> | <b>logging</b>  | Configure logging parameters                          |
|                           | <b>oversize-action</b>  | Configure the action when exceeding the log threshold |
|                           | overwrite-oldest  | Overwrite the oldest entry                            |
|                           | stop-recording  | Stop recording events                                 |
| <b>Defaults</b>           | N/A   |   |
| <b>Command Modes</b>      | Privileged EXEC<br>Global Configuration                                     |   |
| <b>Usage Guidelines</b>   | N/A   |   |
| <b>Examples</b>           | moxa(config)# logging oversize-action { overwrite-oldest   stop-recording } |   |
| <b>Error Messages</b>     | N/A   |   |
| <b>Related Commands</b>   | N/A   |   |



## Auto Back Up Log

### Commands

**auto-backup log** { enable | disable }

|                           |   |                                      |
|---------------------------|---|--------------------------------------|
| <b>Syntax Description</b> | <b>auto-backup</b>  | Auto backup file to external storage |
|                           | <b>log</b>  | log file                             |
|                           | enable  | Enable setting                       |
|                           | disable   | Disable setting                      |
| <b>Defaults</b>           | N/A   |                                      |
| <b>Command Modes</b>      | Privileged EXEC   |                                      |
| <b>Usage Guidelines</b>   | N/A   |                                      |
| <b>Examples</b>           | (config)# auto-backup log enable<br>(config)# auto-backup log disable |                                      |
| <b>Error messages</b>     | N/A   |                                      |
| <b>Related commands</b>   | N/A   |                                      |

## Copy Event Log

### Commands

**copy event-log** { <tftp\_url> | <sftp\_url> | **usb:** <filename> | **micro-sd:** <filename> }

|                           |   |  |
|---------------------------|---|--|
| <b>Syntax Description</b> | <b>copy</b>   | Copy from one file to another  |
|                           | <b>event-log</b>  | System event log   |
|                           | tftp_url  | Remote server through TFTP, in the format "tftp://server/filename"                   |
|                           | sftp_url  | Remote server through SFTP, in the format "sftp://username:password@server/filename" |
|                           | <b>usb</b>  | Copy event-log to ABC-02   |
|                           | <b>micro-sd</b>   | Copy event-log to micro-SD   |
|                           | filename  | Filename   |
| <b>Defaults</b>           | N/A   |  |
| <b>Command Modes</b>      | Privileged EXEC   |  |
| <b>Usage Guidelines</b>   | N/A   |  |
| <b>Examples</b>           | (config)# copy event-log tftp://server/moxa.log<br>(config)# copy event-log sftp://username:password@server/moxa.log<br>(config)# copy event-log usb: Moxa/log/moxa.log<br>(config)# copy event-log micro-sd: Moxa/log/moxa.log |  |
| <b>Error messages</b>     | Invalid: File expects [0-9], [a-z], [A-Z], and -._()<br>Invalid: Not support USB.<br>Invalid: Not support microSD.<br>Invalid: USB function is disable<br>Invalid: MicroSD function is disable<br>Invalid: Invalid Request Data |  |
| <b>Related commands</b>   | N/A   |  |

# Maintenance and Tool

## Locator

### Show the Locator

#### Commands

**locator** [ <duration (30-300)> ]

|                           |  |   |
|---------------------------|--|---|
| <b>Syntax Description</b> | <b>locator</b><br>duration (30-300)                  | Activate the device locator so that the LED on the device blinks<br>The duration of locator activation in seconds |
| <b>Defaults</b>           | The locator duration is set to 60 seconds by default |   |
| <b>Command Modes</b>      | Privileged EXEC                                      |   |
| <b>Usage Guidelines</b>   | N/A  |   |
| <b>Examples</b>           | moxa# locator 100                                    |   |
| <b>Error Messages</b>     | N/A  |   |
| <b>Related Commands</b>   | N/A  |   |

## Reboot

### Reboot the Switch

#### Commands

**reload**

|                           |  |                        |
|---------------------------|--|------------------------|
| <b>Syntax Description</b> | <b>reload</b>  | Perform a warm restart |
| <b>Defaults</b>           | N/A  |                        |
| <b>Command Modes</b>      | Privileged EXEC  |                        |
| <b>Usage Guidelines</b>   | N/A  |                        |
| <b>Examples</b>           | moxa# reload<br>Are you sure you want to restart the device? [y/N] y<br>Restarting device... |                        |
| <b>Error Messages</b>     | N/A  |                        |
| <b>Related Commands</b>   | N/A  |                        |

## Reset to Default

### Reset to Default

#### Commands

**reload factory-default**

|                           |   |   |
|---------------------------|---|---|
| <b>Syntax Description</b> | <b>reload</b><br><b>factory-default</b>   | Perform a warm restart<br>Perform a warm restart and restore the factory default settings |
| <b>Defaults</b>           | N/A   |   |
| <b>Command Modes</b>      | Privileged EXEC   |   |
| <b>Usage Guidelines</b>   | N/A   |   |
| <b>Examples</b>           | moxa# reload factory-default<br>Would you like to reset system configuration to factory default? [y/N] y<br>Resetting device into factory default and restarting... |   |
| <b>Error Messages</b>     | N/A   |   |
| <b>Related Commands</b>   | N/A   |   |

# Logout

## Commands

exit

|                         |                 |                         |
|-------------------------|-----------------|-------------------------|
| <b>Syntax</b>           | <b>exit</b>     | Log out from the device |
| <b>Description</b>      | N/A             |                         |
| <b>Defaults</b>         | N/A             |                         |
| <b>Command Modes</b>    | Privileged EXEC |                         |
| <b>Usage Guidelines</b> | N/A             |                         |
| <b>Examples</b>         | moxa# exit      |                         |
| <b>Error messages</b>   | N/A             |                         |
| <b>Related commands</b> | N/A             |                         |